

Solutions Manual for

Thermodynamics: An Engineering Approach

9th Edition

Yunus A. Çengel, Michael A. Boles, Mehmet Kanoğlu

McGraw-Hill Education, 2019

Chapter 1

INTRODUCTION AND BASIC CONCEPTS

PROPRIETARY AND CONFIDENTIAL

This Manual is the proprietary property of McGraw-Hill Education and protected by copyright and other state and federal laws. By opening and using this Manual the user agrees to the following restrictions, and if the recipient does not agree to these restrictions, the Manual should be promptly returned unopened to McGraw-Hill Education: This Manual is being provided only to authorized professors and instructors for use in preparing for the classes using the affiliated textbook. No other use or distribution of this Manual is permitted. This Manual may not be sold and may not be distributed to or used by any student or other third party. No part of this Manual may be reproduced, displayed or distributed in any form or by any means, electronic or otherwise, without the prior written permission of McGraw-Hill Education.

PROPRIETARY MATERIAL © 2019 McGraw-Hill Education. Limited distribution permitted only to teachers and educators for course preparation. If you are a student using this Manual, you are using it without permission.

Thermodynamics

1-1C On a downhill road the potential energy of the bicyclist is being converted to kinetic energy, and thus the bicyclist picks up speed. There is no creation of energy, and thus no violation of the conservation of energy principle.

1-2C A car going uphill without the engine running would increase the energy of the car, and thus it would be a violation of the first law of thermodynamics. Therefore, this cannot happen. Using a level meter (a device with an air bubble between two marks of a horizontal water tube) it can be shown that the road that looks uphill to the eye is actually downhill.

1-3C There is no truth to his claim. It violates the second law of thermodynamics.

1-4C Classical thermodynamics is based on experimental observations whereas statistical thermodynamics is based on the average behavior of large groups of particles.

Mass, Force, and Units

1-5C In this unit, the word *light* refers to the speed of light. The light-year unit is then the product of a velocity and time. Hence, this product forms a distance dimension and unit.

1-6C Pound-mass lbm is the mass unit in English system whereas pound-force lbf is the force unit. One pound-force is the force required to accelerate a mass of 32.174 lbm by 1 ft/s². In other words, the weight of a 1-lbm mass at sea level is 1 lbf.

1-7C There is no acceleration, thus the net force is zero in both cases.

1-8 The mass of an object is given. Its weight is to be determined.

Analysis Applying Newton's second law, the weight is determined to be

$$W = mg = (200 \text{ kg})(9.6 \text{ m/s}^2) = \mathbf{1920 \text{ N}}$$

1-9E The mass of an object is given. Its weight is to be determined.

Analysis Applying Newton's second law, the weight is determined to be

$$W = mg = (10 \text{ lbm})(32.0 \text{ ft/s}^2) \left(\frac{1 \text{ lbf}}{32.174 \text{ lbm} \cdot \text{ft/s}^2} \right) = \mathbf{9.95 \text{ lbf}}$$

1-10 The acceleration of an aircraft is given in g's. The net upward force acting on a man in the aircraft is to be determined.

Analysis From the Newton's second law, the force applied is

$$F = ma = m(6 \text{ g}) = (90 \text{ kg})(6 \times 9.81 \text{ m/s}^2) \left(\frac{1 \text{ N}}{1 \text{ kg} \cdot \text{m/s}^2} \right) = \mathbf{5297 \text{ N}}$$

1-11 Gravitational acceleration g and thus the weight of bodies decreases with increasing elevation. The percent reduction in the weight of an airplane cruising at 13,000 m is to be determined.

Properties The gravitational acceleration g is given to be 9.807 m/s^2 at sea level and 9.767 m/s^2 at an altitude of 13,000 m.

Analysis Weight is proportional to the gravitational acceleration g , and thus the percent reduction in weight is equivalent to the percent reduction in the gravitational acceleration, which is determined from

$$\begin{aligned} \text{\%Reduction in weight} &= \text{\%Reduction in } g \\ &= \frac{\Delta g}{g} \times 100 = \frac{9.807 - 9.767}{9.807} \times 100 = \mathbf{0.41\%} \end{aligned}$$

Therefore, the airplane and the people in it will weight 0.41% less at 13,000 m altitude.

Discussion Note that the weight loss at cruising altitudes is negligible.

1-12 A plastic tank is filled with water. The weight of the combined system is to be determined.

Assumptions The density of water is constant throughout.

Properties The density of water is given to be $\rho = 1000 \text{ kg/m}^3$.

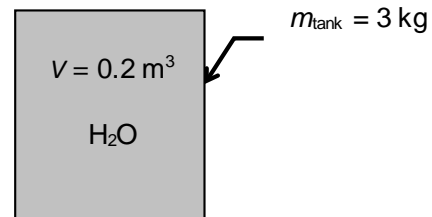
Analysis The mass of the water in the tank and the total mass are

$$m_w = \rho V = (1000 \text{ kg/m}^3)(0.2 \text{ m}^3) = 200 \text{ kg}$$

$$m_{\text{total}} = m_w + m_{\text{tank}} = 200 + 3 = 203 \text{ kg}$$

Thus,

$$W = mg = (203 \text{ kg})(9.81 \text{ m/s}^2) \left(\frac{1 \text{ N}}{1 \text{ kg} \cdot \text{m/s}^2} \right) = \mathbf{1991 \text{ N}}$$



1-13 A rock is thrown upward with a specified force. The acceleration of the rock is to be determined.

Analysis The weight of the rock is

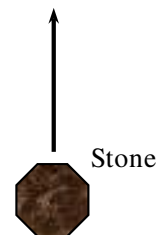
$$W = mg = (2 \text{ kg})(9.79 \text{ m/s}^2) \left(\frac{1 \text{ N}}{1 \text{ kg} \cdot \text{m/s}^2} \right) = 19.58 \text{ N}$$


Then the net force that acts on the rock is

$$F_{\text{net}} = F_{\text{up}} - F_{\text{down}} = 200 - 19.58 = 180.4 \text{ N}$$

From the Newton's second law, the acceleration of the rock becomes

$$a = \frac{F}{m} = \frac{180.4 \text{ N}}{2 \text{ kg}} \left(\frac{1 \text{ kg} \cdot \text{m/s}^2}{1 \text{ N}} \right) = \mathbf{90.2 \text{ m/s}^2}$$



1-14  Problem 1-13 is reconsidered. The entire solution by appropriate software is to be printed out, including the numerical results with proper units.

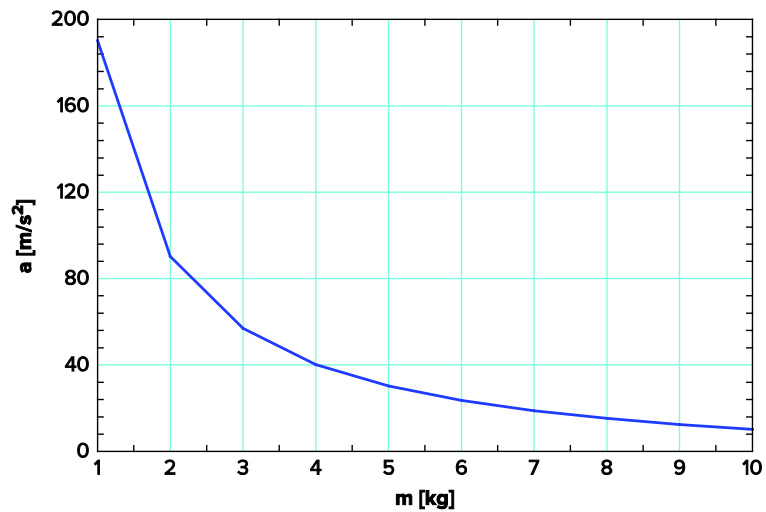
Analysis The problem is solved using EES, and the solution is given below.

$m=2$ [kg]
 $F_{up}=200$ [N]
 $g=9.79$ [m/s²]
 $W=m \cdot g$
 $F_{net}=F_{up}-F_{down}$
 $F_{down}=W$
 $F_{net}=m \cdot a$

SOLUTION

$a=90.21$ [m/s²]
 $F_{down}=19.58$ [N]
 $F_{net}=180.4$ [N]
 $F_{up}=200$ [N]
 $g=9.79$ [m/s²]
 $m=2$ [kg]
 $W=19.58$ [N]

m [kg]	a [m/s ²]
1	190.2
2	90.21
3	56.88
4	40.21
5	30.21
6	23.54
7	18.78
8	15.21
9	12.43
10	10.21



1-15 A resistance heater is used to heat water to desired temperature. The amount of electric energy used in kWh and kJ are to be determined.

Analysis The resistance heater consumes electric energy at a rate of 4 kW or 4 kJ/s. Then the total amount of electric energy used in 3 hours becomes

$$\begin{aligned}\text{Total energy} &= (\text{Energy per unit time})(\text{Time interval}) \\ &= (4 \text{ kW})(3 \text{ h}) \\ &= \mathbf{12 \text{ kWh}}\end{aligned}$$

Noting that $1 \text{ kWh} = (1 \text{ kJ/s})(3600 \text{ s}) = 3600 \text{ kJ}$,

$$\begin{aligned}\text{Total energy} &= (12 \text{ kWh})(3600 \text{ kJ/kWh}) \\ &= \mathbf{43,200 \text{ kJ}}\end{aligned}$$

Discussion Note kW is a unit for power whereas kWh is a unit for energy.

1-16E An astronaut took his scales with him to space. It is to be determined how much he will weigh on the spring and beam scales in space.

Analysis (a) A spring scale measures weight, which is the local gravitational force applied on a body:

$$W = mg = (150 \text{ lbm})(5.48 \text{ ft/s}^2) \left(\frac{1 \text{ lbf}}{32.2 \text{ lbm} \cdot \text{ft/s}^2} \right) = \mathbf{25.5 \text{ lbf}}$$

(b) A beam scale compares masses and thus is not affected by the variations in gravitational acceleration. The beam scale will read what it reads on earth,

$$W = \mathbf{150 \text{ lbf}}$$

1-17 A gas tank is being filled with gasoline at a specified flow rate. Based on unit considerations alone, a relation is to be obtained for the filling time.

Assumptions Gasoline is an incompressible substance and the flow rate is constant.

Analysis The filling time depends on the volume of the tank and the discharge rate of gasoline. Also, we know that the unit of time is ‘seconds’. Therefore, the independent quantities should be arranged such that we end up with the unit of seconds. Putting the given information into perspective, we have

$$t [\text{s}] \leftrightarrow V [\text{L}], \text{ and } \dot{V} [\text{L/s}]$$

It is obvious that the only way to end up with the unit “s” for time is to divide the tank volume by the discharge rate. Therefore, the desired relation is

$$t = \frac{V}{\dot{V}}$$

Discussion Note that this approach may not work for cases that involve dimensionless (and thus unitless) quantities.

Systems, Properties, State, and Processes

1-18C Carbon dioxide is generated by the combustion of fuel in the engine. Any system selected for this analysis must include the fuel and air while it is undergoing combustion. The volume that contains this air-fuel mixture within piston-cylinder device can be used for this purpose. One can also place the entire engine in a control boundary and trace the system-surroundings interactions to determine the rate at which the engine generates carbon dioxide.

1-19C The radiator should be analyzed as an open system since mass is crossing the boundaries of the system.

1-20C A can of soft drink should be analyzed as a closed system since no mass is crossing the boundaries of the system.

1-21C When analyzing the control volume selected, we must account for all forms of water entering and leaving the control volume. This includes all streams entering or leaving the lake, any rain falling on the lake, any water evaporated to the air above the lake, any seepage to the underground earth, and any springs that may be feeding water to the lake.

1-22C In order to describe the state of the air, we need to know the value of all its properties. Pressure, temperature, and water content (i.e., relative humidity or dew point temperature) are commonly cited by weather forecasters. But, other properties like wind speed and chemical composition (i.e., pollen count and smog index, for example) are also important under certain circumstances.

Assuming that the air composition and velocity do not change and that no pressure front motion occurs during the day, the warming process is one of constant pressure (i.e., isobaric).

1-23C Intensive properties do not depend on the size (extent) of the system but extensive properties do.

1-24C The original specific weight is

$$\gamma_1 = \frac{W}{V}$$

If we were to divide the system into two halves, each half weighs $W/2$ and occupies a volume of $V/2$. The specific weight of one of these halves is

$$\gamma = \frac{W/2}{V/2} = \gamma_1$$

which is the same as the original specific weight. Hence, specific weight is an *intensive property*.


1-25C The number of moles of a substance in a system is directly proportional to the number of atomic particles contained in the system. If we divide a system into smaller portions, each portion will contain fewer atomic particles than the original system. The number of moles is therefore an *extensive property*.

1-26C Yes, because temperature and pressure are two independent properties and the air in an isolated room is a simple compressible system.

1-27C A process during which a system remains almost in equilibrium at all times is called a quasi-equilibrium process. Many engineering processes can be approximated as being quasi-equilibrium. The work output of a device is maximum and the work input to a device is minimum when quasi-equilibrium processes are used instead of nonquasi-equilibrium processes.

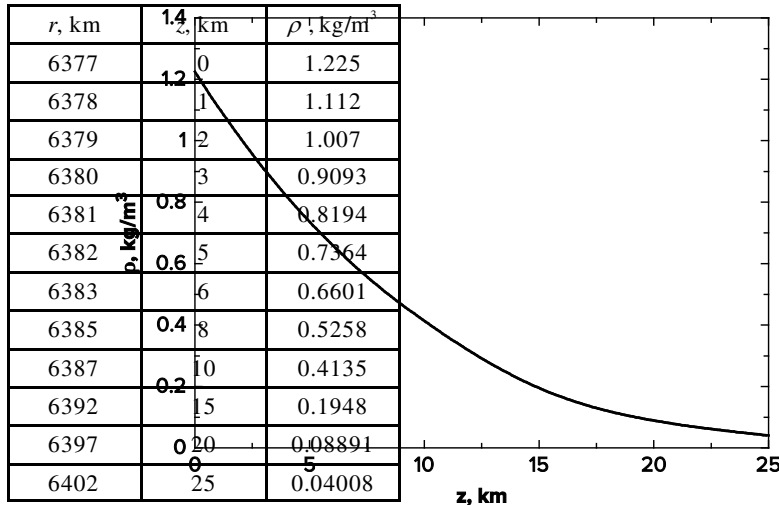
1-28C A process during which the temperature remains constant is called isothermal; a process during which the pressure remains constant is called isobaric; and a process during which the volume remains constant is called isochoric.

1-29C The **specific gravity**, or **relative density**, and is defined as the ratio of the density of a substance to the density of some standard substance at a specified temperature (usually water at 4°C, for which $\rho_{\text{H}_2\text{O}} = 1000 \text{ kg/m}^3$). That is, $SG = \rho / \rho_{\text{H}_2\text{O}}$. When specific gravity is known, density is determined from $\rho = SG \times \rho_{\text{H}_2\text{O}}$.

1-30  The variation of density of atmospheric air with elevation is given in tabular form. A relation for the variation of density with elevation is to be obtained, the density at 7 km elevation is to be calculated, and the mass of the atmosphere using the correlation is to be estimated.

Assumptions 1 Atmospheric air behaves as an ideal gas. **2** The earth is perfectly sphere with a radius of 6377 km, and the thickness of the atmosphere is 25 km.

Properties The density data are given in tabular form as



Analysis Using EES, (1) Define a trivial function $\rho = a + bz + cz^2$ in equation window, (2) select new parametric table from Tables, and type the data in a two-column table, (3) select Plot and plot the data, and (4) select plot and click on “curve fit” to get curve fit window. Then specify 2nd order polynomial and enter/edit equation. The results are:

$$\rho(z) = a + bz + cz^2 = 1.20252 - 0.101674z + 0.0022375z^2 \quad \text{for the unit of kg/m}^3,$$

$$\text{(or, } \rho(z) = (1.20252 - 0.101674z + 0.0022375z^2) \times 10^9 \text{ for the unit of kg/km}^3)$$

where z is the vertical distance from the earth surface at sea level. At $z = 7$ km, the equation would give $\rho = 0.60$ kg/m³.

(b) The mass of atmosphere can be evaluated by integration to be

$$\begin{aligned} m &= \int_V \rho dV = \int_{z=0}^h (a + bz + cz^2) 4\pi(r_0 + z)^2 dz = 4\pi \int_{z=0}^h (a + bz + cz^2)(r_0^2 + 2r_0z + z^2) dz \\ &= 4\pi \left[ar_0^2 h + r_0(2a + br_0)h^2 / 2 + (a + 2br_0 + cr_0^2)h^3 / 3 + (b + 2cr_0)h^4 / 4 + ch^5 / 5 \right] \end{aligned}$$

where $r_0 = 6377$ km is the radius of the earth, $h = 25$ km is the thickness of the atmosphere, and $a = 1.20252$, $b = -0.101674$, and $c = 0.0022375$ are the constants in the density function. Substituting and multiplying by the factor 10^9 for the density unity kg/km³, the mass of the atmosphere is determined to be

$$m = 5.092 \times 10^{18} \text{ kg}$$

Performing the analysis with excel would yield exactly the same results.

EES Solution:

"Using linear regression feature of EES based on the data on parametric table, we obtain"

$\rho = 1.20251659E+00 - 0.101669722E-01 * z + 2.23747073E-03 * z^2$

$z = 7$ [km]

"The mass of the atmosphere is obtained by integration to be"

$m = 4 * \pi * (a * r_0^2 * h + r_0 * (2 * a + b * r_0) * h^2 / 2 + (a + 2 * b * r_0 + c * r_0^2) * h^3 / 3 + (b + 2 * c * r_0) * h^4 / 4 + c * h^5 / 5) * 1E9$

$a = 1.20252$

$b = -0.101670$

$c = 0.0022375$

PROPRIETARY MATERIAL © 2019 McGraw-Hill Education. Limited distribution permitted only to teachers and educators for course preparation.

If you are a student using this Manual, you are using it without permission.

$r_0=6377$ [km]
 $h=25$ [km]

Temperature

1-31C They are Celsius ($^{\circ}\text{C}$) and kelvin (K) in the SI, and fahrenheit ($^{\circ}\text{F}$) and rankine (R) in the English system.

1-32C Probably, but not necessarily. The operation of these two thermometers is based on the thermal expansion of a fluid. If the thermal expansion coefficients of both fluids vary linearly with temperature, then both fluids will expand at the same rate with temperature, and both thermometers will always give identical readings. Otherwise, the two readings may deviate.

1-33C Two systems having different temperatures and energy contents are brought in contact. The direction of heat transfer is to be determined.

Analysis Heat transfer occurs from warmer to cooler objects. Therefore, heat will be transferred from system B to system A until both systems reach the same temperature.

1-34E A temperature is given in $^{\circ}\text{C}$. It is to be expressed in $^{\circ}\text{F}$, K, and R.

Analysis Using the conversion relations between the various temperature scales,

$$T(\text{K}) = T(^{\circ}\text{C}) + 273 = 18^{\circ}\text{C} + 273 = \mathbf{291\text{ K}}$$

$$T(^{\circ}\text{F}) = 1.8T(^{\circ}\text{C}) + 32 = (1.8)(18) + 32 = \mathbf{64.4^{\circ}\text{F}}$$

$$T(\text{R}) = T(^{\circ}\text{F}) + 460 = 64.4 + 460 = \mathbf{524.4\text{ R}}$$

1-35E The temperature of steam given in K unit is to be converted to $^{\circ}\text{F}$ unit.

Analysis Using the conversion relations between the various temperature scales,

$$T(^{\circ}\text{C}) = T(\text{K}) - 273 = 300 - 273 = 27^{\circ}\text{C}$$

$$T(^{\circ}\text{F}) = 1.8T(^{\circ}\text{C}) + 32 = (1.8)(27) + 32 = \mathbf{80.6^{\circ}\text{F}}$$

1-36 A temperature change is given in $^{\circ}\text{C}$. It is to be expressed in K.

Analysis This problem deals with temperature changes, which are identical in Kelvin and Celsius scales. Thus,

$$\Delta T(\text{K}) = \Delta T(^{\circ}\text{C}) = \mathbf{130\text{ K}}$$

1-37E A temperature change is given in °F. It is to be expressed in °C, K, and R.

Analysis This problem deals with temperature changes, which are identical in Rankine and Fahrenheit scales. Thus,

$$\Delta T(\text{R}) = \Delta T(^{\circ}\text{F}) = \mathbf{45 \text{ R}}$$

The temperature changes in Celsius and Kelvin scales are also identical, and are related to the changes in Fahrenheit and Rankine scales by

$$\Delta T(\text{K}) = \Delta T(\text{R})/1.8 = 45/1.8 = \mathbf{25 \text{ K}}$$

and $\Delta T(^{\circ}\text{C}) = \Delta T(\text{K}) = \mathbf{25^{\circ}\text{C}}$

1-38E The temperature of oil given in °F unit is to be converted to °C unit.

Analysis Using the conversion relation between the temperature scales,

$$T(^{\circ}\text{C}) = \frac{T(^{\circ}\text{F}) - 32}{1.8} = \frac{150 - 32}{1.8} = \mathbf{65.6^{\circ}\text{C}}$$

1-39E The temperature of air given in °C unit is to be converted to °F unit.

Analysis Using the conversion relation between the temperature scales,

$$T(^{\circ}\text{F}) = 1.8T(^{\circ}\text{C}) + 32 = (1.8)(150) + 32 = \mathbf{302^{\circ}\text{F}}$$

Pressure, Manometer, and Barometer

1-40C The pressure relative to the atmospheric pressure is called the *gage pressure*, and the pressure relative to an absolute vacuum is called *absolute pressure*.

1-41C The atmospheric pressure, which is the external pressure exerted on the skin, decreases with increasing elevation. Therefore, the pressure is lower at higher elevations. As a result, the difference between the blood pressure in the veins and the air pressure outside increases. This pressure imbalance may cause some thin-walled veins such as the ones in the nose to burst, causing bleeding. The shortness of breath is caused by the lower air density at higher elevations, and thus lower amount of oxygen per unit volume.

1-42C The blood vessels are more restricted when the arm is parallel to the body than when the arm is perpendicular to the body. For a constant volume of blood to be discharged by the heart, the blood pressure must increase to overcome the increased resistance to flow.

1-43C No, the absolute pressure in a liquid of constant density does not double when the depth is doubled. It is the *gage pressure* that doubles when the depth is doubled.

1-44C The density of air at sea level is higher than the density of air on top of a high mountain. Therefore, the volume flow rates of the two fans running at identical speeds will be the same, but the mass flow rate of the fan at sea level will be higher.

1-45E The pressure given in kPa unit is to be converted to psia.

Analysis Using the kPa to psia units conversion factor,

$$P = (200 \text{ kPa}) \left(\frac{1 \text{ psia}}{6.895 \text{ kPa}} \right) = \mathbf{29.0 \text{ psia}}$$

1-46E A manometer measures a pressure difference as inches of water. This is to be expressed in psia unit.

Properties The density of water is taken to be 62.4 lbf/ft^3 (Table A-3E).

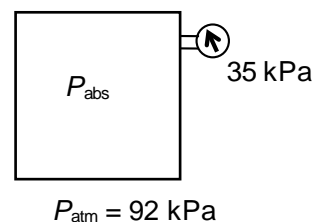
Analysis Applying the hydrostatic equation,

$$\begin{aligned}\Delta P &= \rho g h \\ &= (62.4 \text{ lbf/ft}^3)(32.174 \text{ ft/s}^2)(40/12 \text{ ft}) \left(\frac{1 \text{ lbf}}{32.174 \text{ lbf} \cdot \text{ft/s}^2} \right) \left(\frac{1 \text{ ft}^2}{144 \text{ in}^2} \right) \\ &= 1.44 \text{ lbf/in}^2 = \mathbf{1.44 \text{ psia}}\end{aligned}$$

1-47 The pressure in a vacuum chamber is measured by a vacuum gage. The absolute pressure in the chamber is to be determined.

Analysis The absolute pressure in the chamber is determined from

$$P_{\text{abs}} = P_{\text{atm}} - P_{\text{vac}} = 92 - 35 = \mathbf{57 \text{ kPa}}$$



1-48E The maximum pressure of a tire is given in English units. It is to be converted to SI units.

Assumptions The listed pressure is gage pressure.

Analysis Noting that $1 \text{ atm} = 101.3 \text{ kPa} = 14.7 \text{ psi}$, the listed maximum pressure can be expressed in SI units as

$$P_{\text{max}} = 35 \text{ psi} = (35 \text{ psi}) \left(\frac{101.3 \text{ kPa}}{14.7 \text{ psi}} \right) = \mathbf{241 \text{ kPa}}$$

Discussion We could also solve this problem by using the conversion factor $1 \text{ psi} = 6.895 \text{ kPa}$.

1-49E A pressure gage connected to a tank reads 50 psi. The absolute pressure in the tank is to be determined.

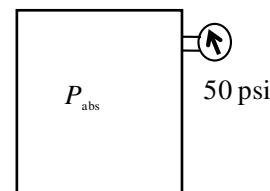
Properties The density of mercury is given to be $\rho = 848.4 \text{ lbf/ft}^3$.

Analysis The atmospheric (or barometric) pressure can be expressed as

$$\begin{aligned}P_{\text{atm}} &= \rho g h \\ &= (848.4 \text{ lbf/ft}^3)(32.2 \text{ ft/s}^2)(29.1/12 \text{ ft}) \left(\frac{1 \text{ lbf}}{32.2 \text{ lbf} \cdot \text{ft/s}^2} \right) \left(\frac{1 \text{ ft}^2}{144 \text{ in}^2} \right) \\ &= 14.29 \text{ psia}\end{aligned}$$

Then the absolute pressure in the tank is

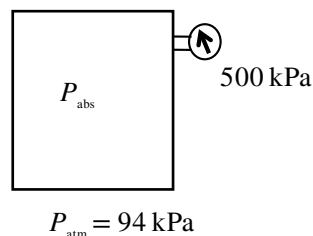
$$P_{\text{abs}} = P_{\text{gage}} + P_{\text{atm}} = 50 + 14.29 = \mathbf{64.3 \text{ psia}}$$



1-50 A pressure gage connected to a tank reads 500 kPa. The absolute pressure in the tank is to be determined.

Analysis The absolute pressure in the tank is determined from

$$P_{\text{abs}} = P_{\text{gage}} + P_{\text{atm}} = 500 + 94 = \mathbf{594 \text{ kPa}}$$



1-51E The weight and the foot imprint area of a person are given. The pressures this man exerts on the ground when he stands on one and on both feet are to be determined.


Assumptions The weight of the person is distributed uniformly on foot imprint area.

Analysis The weight of the man is given to be 200 lbf. Noting that pressure is force per unit area, the pressure this man exerts on the ground is

$$(a) \text{ On both feet: } P = \frac{W}{2A} = \frac{200 \text{ lbf}}{2 \times 36 \text{ in}^2} = 2.78 \text{ lbf/in}^2 = \mathbf{2.78 \text{ psi}}$$

$$(b) \text{ On one foot: } P = \frac{W}{A} = \frac{200 \text{ lbf}}{36 \text{ in}^2} = 5.56 \text{ lbf/in}^2 = \mathbf{5.56 \text{ psi}}$$

Discussion Note that the pressure exerted on the ground (and on the feet) is reduced by half when the person stands on both feet.



1-52 The gage pressure in a liquid at a certain depth is given. The gage pressure in the same liquid at a different depth is to be determined.

Assumptions The variation of the density of the liquid with depth is negligible.

Analysis The gage pressure at two different depths of a liquid can be expressed as

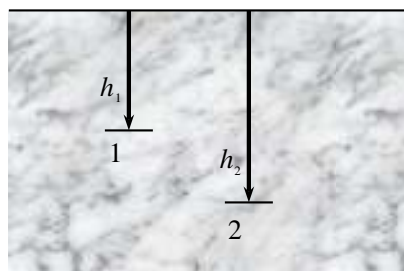
$$P_1 = \rho g h_1 \quad \text{and} \quad P_2 = \rho g h_2$$

Taking their ratio,

$$\frac{P_2}{P_1} = \frac{\rho g h_2}{\rho g h_1} = \frac{h_2}{h_1}$$

Solving for P_2 and substituting gives

$$P_2 = \frac{h_2}{h_1} P_1 = \frac{9 \text{ m}}{3 \text{ m}} (42 \text{ kPa}) = \mathbf{126 \text{ kPa}}$$



Discussion Note that the gage pressure in a given fluid is proportional to depth.

1-53 The absolute pressure in water at a specified depth is given. The local atmospheric pressure and the absolute pressure at the same depth in a different liquid are to be determined.

Assumptions The liquid and water are incompressible.

Properties The specific gravity of the fluid is given to be $SG = 0.85$. We take the density of water to be 1000 kg/m^3 . Then density of the liquid is obtained by multiplying its specific gravity by the density of water,

$$\rho = SG \times \rho_{H_2O} = (0.85)(1000 \text{ kg/m}^3) = 850 \text{ kg/m}^3$$

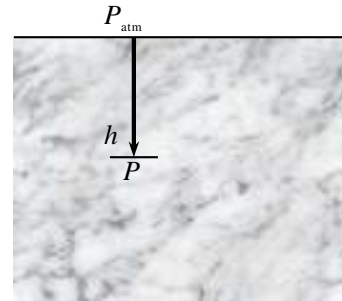
Analysis (a) Knowing the absolute pressure, the atmospheric pressure can be determined from

$$\begin{aligned} P_{\text{atm}} &= P - \rho gh \\ &= (185 \text{ kPa}) - (1000 \text{ kg/m}^3)(9.81 \text{ m/s}^2)(9 \text{ m}) \left(\frac{1 \text{ kPa}}{1000 \text{ N/m}^2} \right) \\ &= \mathbf{96.7 \text{ kPa}} \end{aligned}$$

(b) The absolute pressure at a depth of 5 m in the other liquid is

$$\begin{aligned} P &= P_{\text{atm}} + \rho gh \\ &= (96.7 \text{ kPa}) + (850 \text{ kg/m}^3)(9.81 \text{ m/s}^2)(9 \text{ m}) \left(\frac{1 \text{ kPa}}{1000 \text{ N/m}^2} \right) \\ &= \mathbf{171.8 \text{ kPa}} \end{aligned}$$

Discussion Note that at a given depth, the pressure in the lighter fluid is lower, as expected.



1-54 A man is standing in water vertically while being completely submerged. The difference between the pressures acting on the head and on the toes is to be determined.

Assumptions Water is an incompressible substance, and thus the density does not change with depth.

Properties We take the density of water to be $\rho = 1000 \text{ kg/m}^3$.

Analysis The pressures at the head and toes of the person can be expressed as

$$P_{\text{head}} = P_{\text{atm}} + \rho gh_{\text{head}} \quad \text{and} \quad P_{\text{toe}} = P_{\text{atm}} + \rho gh_{\text{toe}}$$

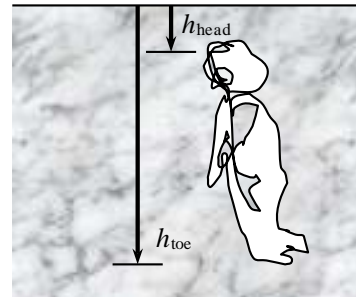
where h is the vertical distance of the location in water from the free surface. The pressure difference between the toes and the head is determined by subtracting the first relation above from the second,

$$P_{\text{toe}} - P_{\text{head}} = \rho gh_{\text{toe}} - \rho gh_{\text{head}} = \rho g(h_{\text{toe}} - h_{\text{head}})$$

Substituting,

$$P_{\text{toe}} - P_{\text{head}} = (1000 \text{ kg/m}^3)(9.81 \text{ m/s}^2)(1.75 \text{ m} - 0) \left(\frac{1 \text{ N}}{1 \text{ kg} \cdot \text{m/s}^2} \right) \left(\frac{1 \text{ kPa}}{1000 \text{ N/m}^2} \right) = \mathbf{17.2 \text{ kPa}}$$

Discussion This problem can also be solved by noting that the atmospheric pressure ($1 \text{ atm} = 101.325 \text{ kPa}$) is equivalent to 10.3-m of water height, and finding the pressure that corresponds to a water height of 1.75 m.



1-55 A mountain hiker records the barometric reading before and after a hiking trip. The vertical distance climbed is to be determined.

Assumptions The variation of air density and the gravitational acceleration with altitude is negligible.

Properties The density of air is given to be $\rho = 1.20 \text{ kg/m}^3$.

Analysis Taking an air column between the top and the bottom of the mountain and writing a force balance per unit base area, we obtain

$$W_{\text{air}} / A = P_{\text{bottom}} - P_{\text{top}}$$

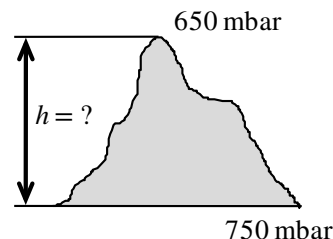
$$(\rho gh)_{\text{air}} = P_{\text{bottom}} - P_{\text{top}}$$

$$(1.20 \text{ kg/m}^3)(9.81 \text{ m/s}^2)(h) \left(\frac{1 \text{ N}}{1 \text{ kg} \cdot \text{m/s}^2} \right) \left(\frac{1 \text{ bar}}{100,000 \text{ N/m}^2} \right) = (0.750 - 0.650) \text{ bar}$$

It yields

$$h = \mathbf{850 \text{ m}}$$

which is also the distance climbed.



1-56 A barometer is used to measure the height of a building by recording reading at the bottom and at the top of the building. The height of the building is to be determined.

Assumptions The variation of air density with altitude is negligible.

Properties The density of air is given to be $\rho = 1.18 \text{ kg/m}^3$. The density of mercury is $13,600 \text{ kg/m}^3$.

Analysis Atmospheric pressures at the top and at the bottom of the building are

$$\begin{aligned} P_{\text{top}} &= (\rho gh)_{\text{top}} \\ &= (13,600 \text{ kg/m}^3)(9.81 \text{ m/s}^2)(0.675 \text{ m}) \left(\frac{1 \text{ N}}{1 \text{ kg} \cdot \text{m/s}^2} \right) \left(\frac{1 \text{ kPa}}{1000 \text{ N/m}^2} \right) \\ &= 90.06 \text{ kPa} \end{aligned}$$

$$\begin{aligned} P_{\text{bottom}} &= (\rho gh)_{\text{bottom}} \\ &= (13,600 \text{ kg/m}^3)(9.81 \text{ m/s}^2)(0.695 \text{ m}) \left(\frac{1 \text{ N}}{1 \text{ kg} \cdot \text{m/s}^2} \right) \left(\frac{1 \text{ kPa}}{1000 \text{ N/m}^2} \right) \\ &= 92.72 \text{ kPa} \end{aligned}$$

Taking an air column between the top and the bottom of the building and writing a force balance per unit base area, we obtain

$$W_{\text{air}} / A = P_{\text{bottom}} - P_{\text{top}}$$

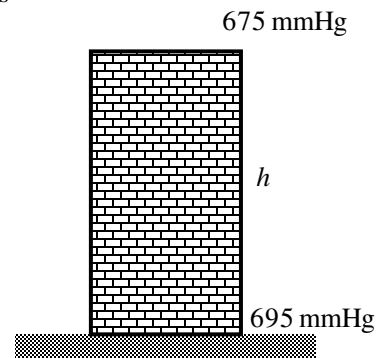
$$(\rho gh)_{\text{air}} = P_{\text{bottom}} - P_{\text{top}}$$


$$(1.18 \text{ kg/m}^3)(9.81 \text{ m/s}^2)(h) \left(\frac{1 \text{ N}}{1 \text{ kg} \cdot \text{m/s}^2} \right) \left(\frac{1 \text{ kPa}}{1000 \text{ N/m}^2} \right) = (92.72 - 90.06) \text{ kPa}$$

It yields

$$h = \mathbf{231 \text{ m}}$$

which is also the height of the building.



1-57  Problem 1-56 is reconsidered. The entire software solution is to be printed out, including the numerical results with proper units.

Analysis The problem is solved using EES, and the solution is given below.

```
P_bottom=695 [mmHg]
P_top=675 [mmHg]
g=9.81 [m/s^2]
rho=1.18 [kg/m^3]
DELTAP_abs=(P_bottom-P_top)*CONVERT(mmHg, kPa) "Delta P reading from the barometers, converted from mmHg to kPa"
DELTAP_h=rho*g*h*Convert(Pa, kPa) "Delta P due to the air fluid column height, h, between the top and bottom of the building"
DELTAP_abs=DELTAP_h
```

SOLUTION

```
DELTAP_abs=2.666 [kPa]
DELTAP_h=2.666 [kPa]
g=9.81 [m/s^2]
h=230.3 [m]
P_bottom=695 [mmHg]
P_top=675 [mmHg]
rho=1.18 [kg/m^3]
```

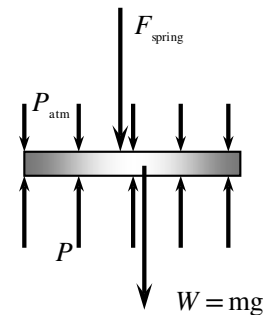
1-58 A gas contained in a vertical piston-cylinder device is pressurized by a spring and by the weight of the piston. The pressure of the gas is to be determined.


Analysis Drawing the free body diagram of the piston and balancing the vertical forces yield

$$PA = P_{\text{atm}}A + W + F_{\text{spring}}$$

Thus,

$$\begin{aligned} P &= P_{\text{atm}} + \frac{mg + F_{\text{spring}}}{A} \\ &= (95 \text{ kPa}) + \frac{(3.2 \text{ kg})(9.81 \text{ m/s}^2) + 150 \text{ N}}{35 \times 10^{-4} \text{ m}^2} \left(\frac{1 \text{ kPa}}{1000 \text{ N/m}^2} \right) \\ &= \mathbf{147 \text{ kPa}} \end{aligned}$$



1-59  Problem 1-58 is reconsidered. The effect of the spring force in the range of 0 to 500 N on the pressure inside the cylinder is to be investigated. The pressure against the spring force is to be plotted, and results are to be discussed.

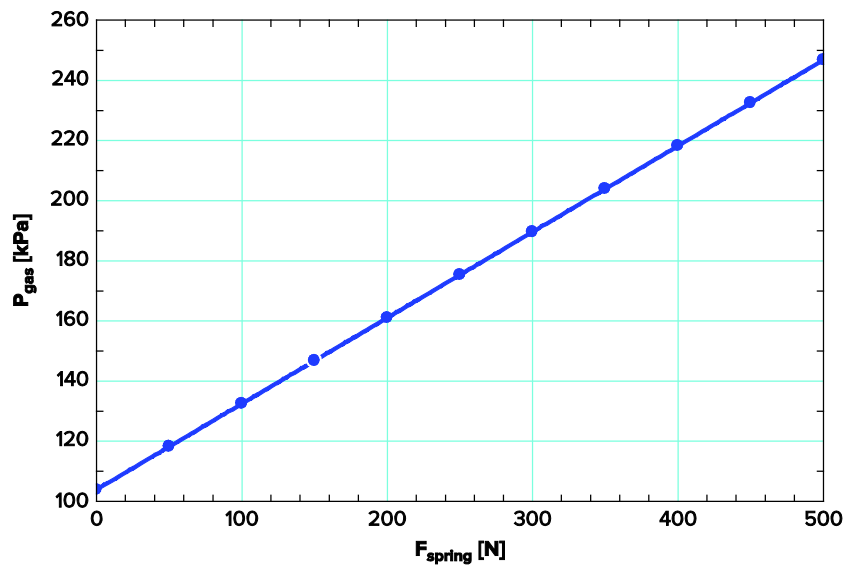
Analysis The problem is solved using EES, and the solution is given below.

```

P_atm= 95 [kPa]
m_piston=3.2 [kg]
F_spring=150 [N]
A=35*CONVERT(cm^2, m^2)
g=9.81 [m/s^2]
W_piston=m_piston*g
F_atm=P_atm*A*CONVERT(kPa, N/m^2)
"From the free body diagram of the piston, the balancing vertical forces yield"
F_gas= F_atm+F_spring+W_piston
P_gas=F_gas/A*CONVERT(N/m^2, kPa)

```

F_{spring} [N]	P_{gas} [kPa]
0	104
50	118.3
100	132.5
150	146.8
200	161.1
250	175.4
300	189.7
350	204
400	218.3
450	232.5
500	246.8



1-60 A gas is contained in a vertical cylinder with a heavy piston. The pressure inside the cylinder and the effect of volume change on pressure are to be determined.

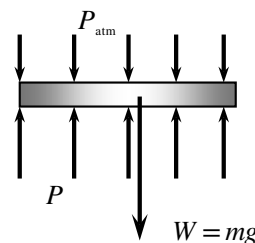
Assumptions Friction between the piston and the cylinder is negligible.

Analysis (a) The gas pressure in the piston–cylinder device depends on the atmospheric pressure and the weight of the piston. Drawing the free-body diagram of the piston and balancing the vertical forces yield

$$PA = P_{\text{atm}}A + W$$

Thus,

$$\begin{aligned} P &= P_{\text{atm}} + \frac{mg}{A} \\ &= 0.97 \text{ bar} + \frac{(60 \text{ kg})(9.81 \text{ m/s}^2)}{0.04 \text{ m}^2} \left(\frac{1 \text{ N}}{1 \text{ kg} \cdot \text{m/s}^2} \right) \left(\frac{1 \text{ bar}}{10^5 \text{ N/m}^2} \right) \\ &= \mathbf{1.12 \text{ bar}} \end{aligned}$$



(b) The volume change will have no effect on the free-body diagram drawn in part (a), and therefore the pressure inside the cylinder will remain the same.

Discussion If the gas behaves as an ideal gas, the absolute temperature doubles when the volume is doubled at constant pressure.

1-61 Both a gage and a manometer are attached to a gas to measure its pressure. For a specified reading of gage pressure, the difference between the fluid levels of the two arms of the manometer is to be determined for mercury and water.

Properties The densities of water and mercury are given to be

$$\rho_{\text{water}} = 1000 \text{ kg/m}^3 \text{ and } \rho_{\text{Hg}} = 13,600 \text{ kg/m}^3.$$

Analysis The gage pressure is related to the vertical distance h between the two fluid levels by

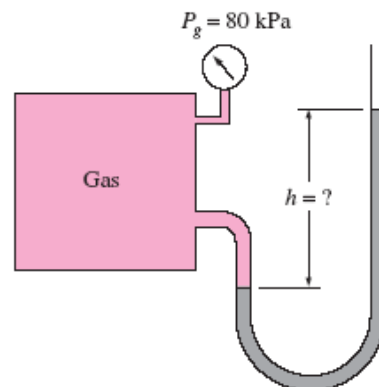
$$P_{\text{gage}} = \rho g h \longrightarrow h = \frac{P_{\text{gage}}}{\rho g}$$


(a) For mercury,

$$h = \frac{P_{\text{gage}}}{\rho_{\text{Hg}} g} = \frac{80 \text{ kPa}}{(13,600 \text{ kg/m}^3)(9.81 \text{ m/s}^2)} \left(\frac{1 \text{ kN/m}^2}{1 \text{ kPa}} \right) \left(\frac{1000 \text{ kg/m} \cdot \text{s}^2}{1 \text{ kN}} \right) = \mathbf{0.60 \text{ m}}$$

(b) For water,

$$h = \frac{P_{\text{gage}}}{\rho_{\text{H}_2\text{O}} g} = \frac{80 \text{ kPa}}{(1000 \text{ kg/m}^3)(9.81 \text{ m/s}^2)} \left(\frac{1 \text{ kN/m}^2}{1 \text{ kPa}} \right) \left(\frac{1000 \text{ kg/m} \cdot \text{s}^2}{1 \text{ kN}} \right) = \mathbf{8.16 \text{ m}}$$



1-62  Problem 1-61 is reconsidered. The effect of the manometer fluid density in the range of 800 to 13,000 kg/m³ on the differential fluid height of the manometer is to be investigated. Differential fluid height against the density is to be plotted, and the results are to be discussed.

Analysis The problem is solved using EES, and the solution is given below.

"Let's modify this problem to also calculate the absolute pressure in the tank by supplying the atmospheric pressure."

Function fluid_density(Fluid\$)

"This function is needed since if-then-else logic can only be used in functions or procedures.

The underscore displays whatever follows as subscripts in the Formatted Equations Window."

If fluid\$='Mercury' then fluid_density=13600 else fluid_density=1000
end

Fluid\$='Mercury'

P_atm = 101.325 [kPa]

DELTAP=80 [kPa] "Note how DELTAP is displayed on the Formatted Equations Window."

g=9.807 [m/s^2] "local acceleration of gravity at sea level"

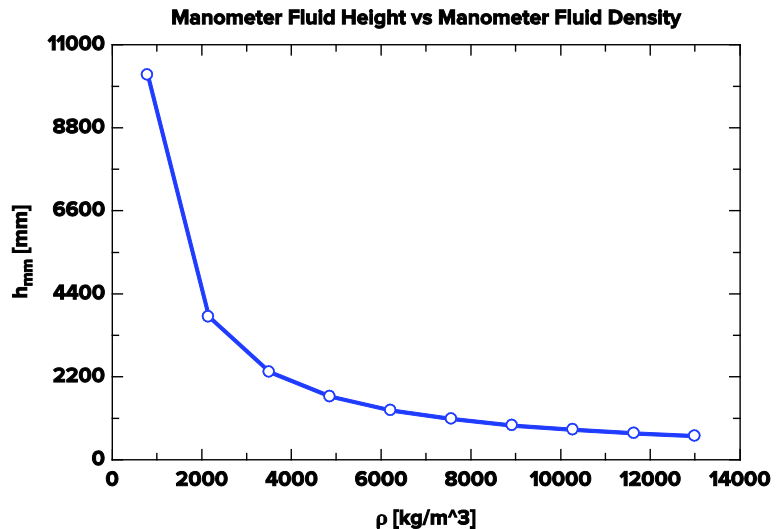
rho=fluid_density(Fluid\$) "Get the fluid density, either Hg or H2O, from the function"

DELTAP = RHO*g*h/1000 "Instead of dividing by 1000 Pa/kPa we could have multiplied by the EES function, CONVERT(Pa,kPa)"

h_mm=h*convert(m, mm) "The fluid height in mm is found using the built-in CONVERT function."

P_abs= P_atm + DELTAP

ρ [kg/m ³]	h_{mm} [mm]
800	10197
2156	3784
3511	2323
4867	1676
6222	1311
7578	1076
8933	913.1
10289	792.8
11644	700.5
13000	627.5

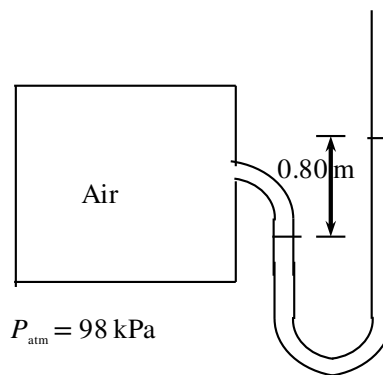


1-63 The air pressure in a tank is measured by an oil manometer. For a given oil-level difference between the two columns, the absolute pressure in the tank is to be determined.

Properties The density of oil is given to be $\rho = 850 \text{ kg/m}^3$.

Analysis The absolute pressure in the tank is determined from

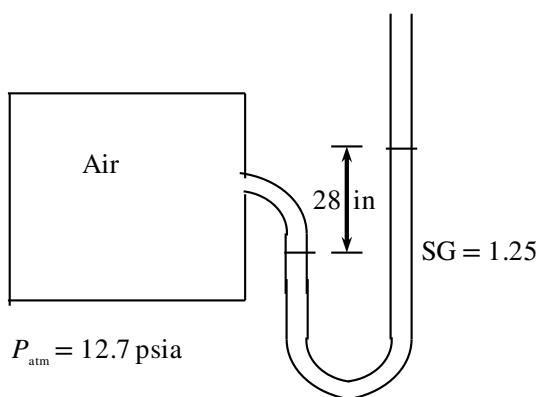
$$\begin{aligned} P &= P_{\text{atm}} + \rho gh \\ &= (98 \text{ kPa}) + (850 \text{ kg/m}^3)(9.81 \text{ m/s}^2)(0.80 \text{ m}) \left(\frac{1 \text{ kPa}}{1000 \text{ N/m}^2} \right) \\ &= \mathbf{104.7 \text{ kPa}} \end{aligned}$$



1-64E The pressure in a tank is measured with a manometer by measuring the differential height of the manometer fluid. The absolute pressure in the tank is to be determined for the cases of the manometer arm with the higher and lower fluid level being attached to the tank.

Assumptions The fluid in the manometer is incompressible.

Properties The specific gravity of the fluid is given to be $SG = 1.25$. The density of water at 32°F is 62.4 lbm/ft^3 (Table A-3E)



Analysis The density of the fluid is obtained by multiplying its specific gravity by the density of water,

$$\rho = SG \times \rho_{\text{H}_2\text{O}} = (1.25)(62.4 \text{ lbm/ft}^3) = 78.0 \text{ lbm/ft}^3$$

The pressure difference corresponding to a differential height of 28 in between the two arms of the manometer is

$$\Delta P = \rho gh = (78 \text{ lbm/ft}^3)(32.174 \text{ ft/s}^2)(28/12 \text{ ft}) \left(\frac{1 \text{ lbf}}{32.174 \text{ lbm} \cdot \text{ft/s}^2} \right) \left(\frac{1 \text{ ft}^2}{144 \text{ in}^2} \right) = 1.26 \text{ psia}$$

Then the absolute pressures in the tank for the two cases become:

(a) The fluid level in the arm attached to the tank is higher (vacuum):

$$P_{\text{abs}} = P_{\text{atm}} - P_{\text{vac}} = 12.7 - 1.26 = \mathbf{11.44 \text{ psia}}$$

(b) The fluid level in the arm attached to the tank is lower:

$$P_{\text{abs}} = P_{\text{gage}} + P_{\text{atm}} = 12.7 + 1.26 = \mathbf{13.96 \text{ psia}}$$

Discussion Note that we can determine whether the pressure in a tank is above or below atmospheric pressure by simply observing the side of the manometer arm with the higher fluid level.

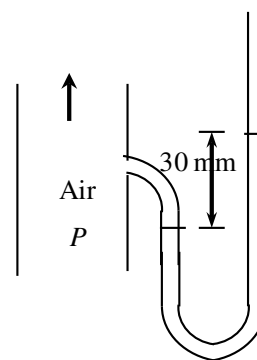
1-65 The air pressure in a duct is measured by a mercury manometer. For a given mercury-level difference between the two columns, the absolute pressure in the duct is to be determined.

Properties The density of mercury is given to be $\rho = 13,600 \text{ kg/m}^3$.

Analysis (a) The pressure in the duct is above atmospheric pressure since the fluid column on the duct side is at a lower level.

(b) The absolute pressure in the duct is determined from

$$\begin{aligned} P &= P_{\text{atm}} + \rho gh \\ &= (100 \text{ kPa}) + (13,600 \text{ kg/m}^3)(9.81 \text{ m/s}^2)(0.030 \text{ m}) \left(\frac{1 \text{ N}}{1 \text{ kg} \cdot \text{m/s}^2} \right) \left(\frac{1 \text{ kPa}}{1000 \text{ N/m}^2} \right) \\ &= \mathbf{104 \text{ kPa}} \end{aligned}$$



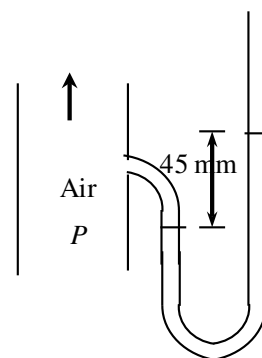
1-66 The air pressure in a duct is measured by a mercury manometer. For a given mercury-level difference between the two columns, the absolute pressure in the duct is to be determined.

Properties The density of mercury is given to be $\rho = 13,600 \text{ kg/m}^3$.

Analysis (a) The pressure in the duct is above atmospheric pressure since the fluid column on the duct side is at a lower level.

(b) The absolute pressure in the duct is determined from

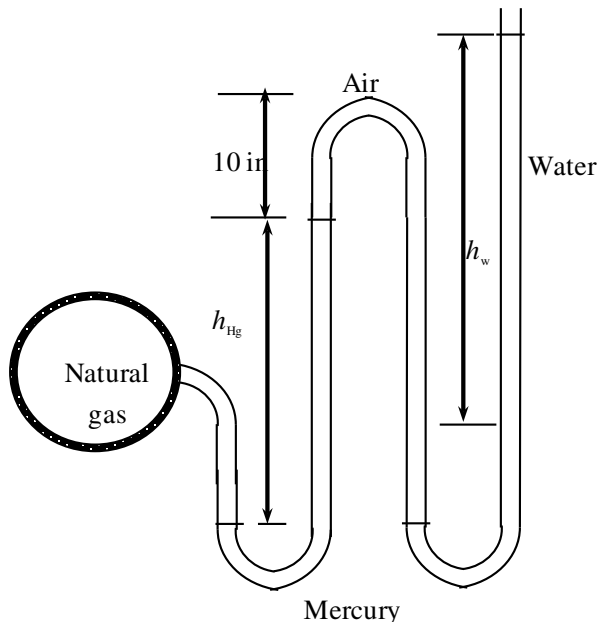
$$\begin{aligned} P &= P_{\text{atm}} + \rho gh \\ &= (100 \text{ kPa}) + (13,600 \text{ kg/m}^3)(9.81 \text{ m/s}^2)(0.045 \text{ m}) \left(\frac{1 \text{ N}}{1 \text{ kg} \cdot \text{m/s}^2} \right) \left(\frac{1 \text{ kPa}}{1000 \text{ N/m}^2} \right) \\ &= \mathbf{106 \text{ kPa}} \end{aligned}$$



1-67E The pressure in a natural gas pipeline is measured by a double U-tube manometer with one of the arms open to the atmosphere. The absolute pressure in the pipeline is to be determined.

Assumptions **1** All the liquids are incompressible. **2** The effect of air column on pressure is negligible. **3** The pressure throughout the natural gas (including the tube) is uniform since its density is low.

Properties We take the density of water to be $\rho_w = 62.4 \text{ lbm/ft}^3$. The specific gravity of mercury is given to be 13.6, and thus its density is $\rho_{\text{Hg}} = 13.6 \times 62.4 = 848.6 \text{ lbm/ft}^3$.



Analysis Starting with the pressure at point 1 in the natural gas pipeline, and moving along the tube by adding (as we go down) or subtracting (as we go up) the ρgh terms until we reach the free surface of oil where the oil tube is exposed to the atmosphere, and setting the result equal to P_{atm} gives

$$P_1 - \rho_{\text{Hg}}gh_{\text{Hg}} - \rho_{\text{water}}gh_{\text{water}} = P_{\text{atm}}$$

Solving for P_1 ,

$$P_1 = P_{\text{atm}} + \rho_{\text{Hg}}gh_{\text{Hg}} + \rho_{\text{water}}gh_1$$

Substituting,

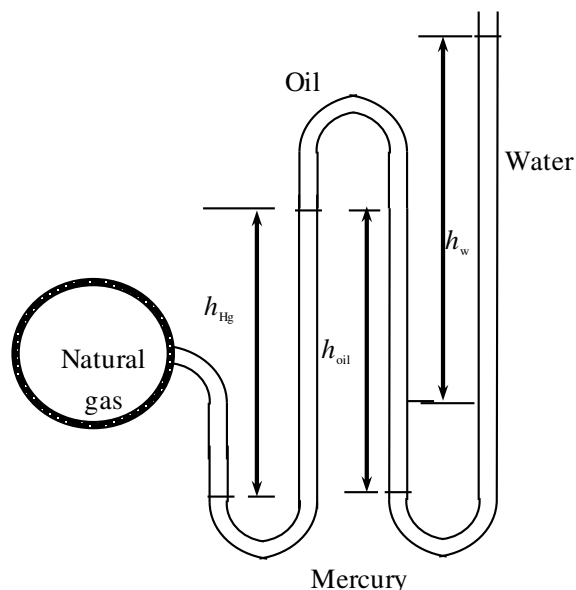
$$P = 14.2 \text{ psia} + (32.2 \text{ ft/s}^2)[(848.6 \text{ lbm/ft}^3)(6/12 \text{ ft}) + (62.4 \text{ lbm/ft}^3)(27/12 \text{ ft})] \left(\frac{1 \text{ lbf}}{32.2 \text{ lbm} \cdot \text{ft/s}^2} \right) \left(\frac{1 \text{ ft}^2}{144 \text{ in}^2} \right) \\ = \mathbf{18.1 \text{ psia}}$$

Discussion Note that jumping horizontally from one tube to the next and realizing that pressure remains the same in the same fluid simplifies the analysis greatly. Also, it can be shown that the 15-in high air column with a density of 0.075 lbm/ft^3 corresponds to a pressure difference of 0.00065 psi . Therefore, its effect on the pressure difference between the two pipes is negligible.

1-68E The pressure in a natural gas pipeline is measured by a double U-tube manometer with one of the arms open to the atmosphere. The absolute pressure in the pipeline is to be determined.

Assumptions 1 All the liquids are incompressible. **2** The pressure throughout the natural gas (including the tube) is uniform since its density is low.

Properties We take the density of water to be $\rho_w = 62.4 \text{ lbm/ft}^3$. The specific gravity of mercury is given to be 13.6, and thus its density is $\rho_{\text{Hg}} = 13.6 \times 62.4 = 848.6 \text{ lbm/ft}^3$. The specific gravity of oil is given to be 0.69, and thus its density is $\rho_{\text{oil}} = 0.69 \times 62.4 = 43.1 \text{ lbm/ft}^3$.



Analysis Starting with the pressure at point 1 in the natural gas pipeline, and moving along the tube by adding (as we go down) or subtracting (as we go up) the ρgh terms until we reach the free surface of oil where the oil tube is exposed to the atmosphere, and setting the result equal to P_{atm} gives

$$P_1 - \rho_{\text{Hg}}gh_{\text{Hg}} + \rho_{\text{oil}}gh_{\text{oil}} - \rho_{\text{water}}gh_{\text{water}} = P_{\text{atm}}$$

Solving for P_1 ,

$$P_1 = P_{\text{atm}} + \rho_{\text{Hg}}gh_{\text{Hg}} + \rho_{\text{water}}gh_1 - \rho_{\text{oil}}gh_{\text{oil}}$$

Substituting,

$$\begin{aligned} P_1 &= 14.2 \text{ psia} + (32.2 \text{ ft/s}^2)[(848.6 \text{ lbm/ft}^3)(6/12 \text{ ft}) + (62.4 \text{ lbm/ft}^3)(27/12 \text{ ft}) \\ &\quad - (43.1 \text{ lbm/ft}^3)(15/12 \text{ ft})] \left(\frac{1 \text{ lbf}}{32.2 \text{ lbm} \cdot \text{ft/s}^2} \right) \left(\frac{1 \text{ ft}^2}{144 \text{ in}^2} \right) \\ &= \mathbf{17.7 \text{ psia}} \end{aligned}$$

Discussion Note that jumping horizontally from one tube to the next and realizing that pressure remains the same in the same fluid simplifies the analysis greatly.

1-69E The systolic and diastolic pressures of a healthy person are given in mmHg. These pressures are to be expressed in kPa, psi, and meter water column.

Assumptions Both mercury and water are incompressible substances.

Properties We take the densities of water and mercury to be 1000 kg/m^3 and $13,600 \text{ kg/m}^3$, respectively.

Analysis Using the relation $P = \rho gh$ for gage pressure, the high and low pressures are expressed as

$$P_{\text{high}} = \rho gh_{\text{high}} = (13,600 \text{ kg/m}^3)(9.81 \text{ m/s}^2)(0.12 \text{ m}) \left(\frac{1 \text{ N}}{1 \text{ kg} \cdot \text{m/s}^2} \right) \left(\frac{1 \text{ kPa}}{1000 \text{ N/m}^2} \right) = \mathbf{16.0 \text{ kPa}}$$

$$P_{\text{low}} = \rho gh_{\text{low}} = (13,600 \text{ kg/m}^3)(9.81 \text{ m/s}^2)(0.08 \text{ m}) \left(\frac{1 \text{ N}}{1 \text{ kg} \cdot \text{m/s}^2} \right) \left(\frac{1 \text{ kPa}}{1000 \text{ N/m}^2} \right) = \mathbf{10.7 \text{ kPa}}$$

Noting that $1 \text{ psi} = 6.895 \text{ kPa}$,

$$P_{\text{high}} = (16.0 \text{ Pa}) \left(\frac{1 \text{ psi}}{6.895 \text{ kPa}} \right) = \mathbf{2.32 \text{ psi}}$$

and

$$P_{\text{low}} = (10.7 \text{ Pa}) \left(\frac{1 \text{ psi}}{6.895 \text{ kPa}} \right) = \mathbf{1.55 \text{ psi}}$$

For a given pressure, the relation $P = \rho gh$ can be expressed for mercury and water as $P = \rho_{\text{water}} gh_{\text{water}}$ and $P = \rho_{\text{mercury}} gh_{\text{mercury}}$. Setting these two relations equal to each other and solving for water height gives

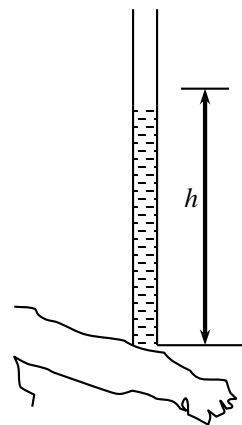
$$P = \rho_{\text{water}} gh_{\text{water}} = \rho_{\text{mercury}} gh_{\text{mercury}} \rightarrow h_{\text{water}} = \frac{\rho_{\text{mercury}}}{\rho_{\text{water}}} h_{\text{mercury}}$$

Therefore,

$$h_{\text{water, high}} = \frac{\rho_{\text{mercury}}}{\rho_{\text{water}}} h_{\text{mercury, high}} = \frac{13,600 \text{ kg/m}^3}{1000 \text{ kg/m}^3} (0.12 \text{ m}) = \mathbf{1.63 \text{ m}}$$

$$h_{\text{water, low}} = \frac{\rho_{\text{mercury}}}{\rho_{\text{water}}} h_{\text{mercury, low}} = \frac{13,600 \text{ kg/m}^3}{1000 \text{ kg/m}^3} (0.08 \text{ m}) = \mathbf{1.09 \text{ m}}$$

Discussion Note that measuring blood pressure with a “water” monometer would involve differential fluid heights higher than the person, and thus it is impractical. This problem shows why mercury is a suitable fluid for blood pressure measurement devices.



1-70 A vertical tube open to the atmosphere is connected to the vein in the arm of a person. The height that the blood will rise in the tube is to be determined.

Assumptions **1** The density of blood is constant. **2** The gage pressure of blood is 120 mmHg.

Properties The density of blood is given to be $\rho = 1050 \text{ kg/m}^3$.

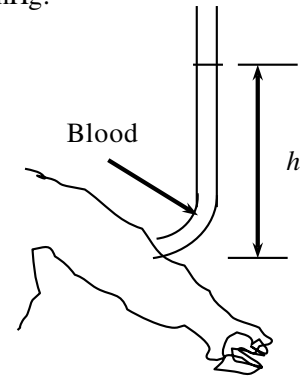
Analysis For a given gage pressure, the relation $P = \rho gh$ can be expressed for mercury and blood as $P = \rho_{\text{blood}} g h_{\text{blood}}$ and $P = \rho_{\text{mercury}} g h_{\text{mercury}}$.

Setting these two relations equal to each other we get

$$P = \rho_{\text{blood}} g h_{\text{blood}} = \rho_{\text{mercury}} g h_{\text{mercury}}$$

Solving for blood height and substituting gives

$$h_{\text{blood}} = \frac{\rho_{\text{mercury}}}{\rho_{\text{blood}}} h_{\text{mercury}} = \frac{13,600 \text{ kg/m}^3}{1050 \text{ kg/m}^3} (0.12 \text{ m}) = \mathbf{1.55 \text{ m}}$$



Discussion Note that the blood can rise about one and a half meters in a tube connected to the vein. This explains why IV tubes must be placed high to force a fluid into the vein of a patient.

1-71 Water is poured into the U-tube from one arm and oil from the other arm. The water column height in one arm and the ratio of the heights of the two fluids in the other arm are given. The height of each fluid in that arm is to be determined.

Assumptions Both water and oil are incompressible substances.

Properties The density of oil is given to be $\rho = 790 \text{ kg/m}^3$. We take the density of water to be $\rho = 1000 \text{ kg/m}^3$.

Analysis The height of water column in the left arm of the manometer is given to be $h_{w1} = 0.70 \text{ m}$. We let the height of water and oil in the right arm to be h_{w2} and h_a , respectively. Then, $h_a = 4h_{w2}$. Noting that both arms are open to the atmosphere, the pressure at the bottom of the U-tube can be expressed as

$$P_{\text{bottom}} = P_{\text{atm}} + \rho_w g h_{w1} \quad \text{and} \quad P_{\text{bottom}} = P_{\text{atm}} + \rho_w g h_{w2} + \rho_a g h_a$$

Setting them equal to each other and simplifying,

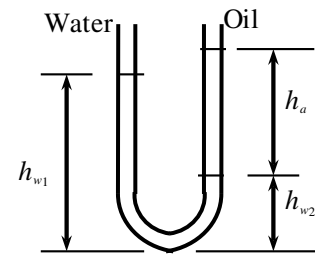
$$\rho_w g h_{w1} = \rho_w g h_{w2} + \rho_a g h_a \rightarrow \rho_w h_{w1} = \rho_w h_{w2} + \rho_a h_a \rightarrow h_{w1} = h_{w2} + (\rho_a / \rho_w) h_a$$

Noting that $h_a = 4h_{w2}$, the water and oil column heights in the second arm are determined to be

$$0.7 \text{ m} = h_{w2} + (790/1000) 4h_{w2} \rightarrow h_{w2} = \mathbf{0.168 \text{ m}}$$

$$0.7 \text{ m} = 0.168 \text{ m} + (790/1000) h_a \rightarrow h_a = \mathbf{0.673 \text{ m}}$$

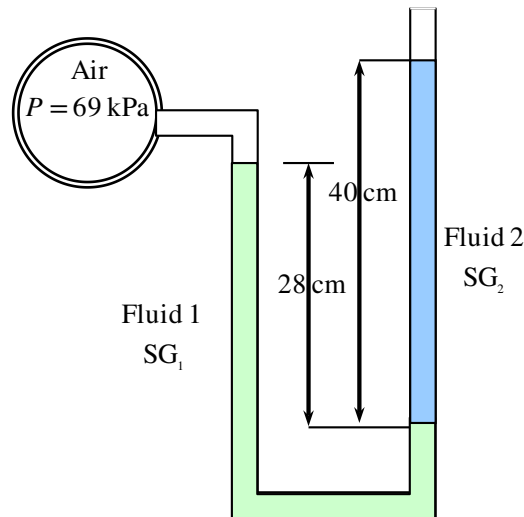
Discussion Note that the fluid height in the arm that contains oil is higher. This is expected since oil is lighter than water.



1-72 A double-fluid manometer attached to an air pipe is considered. The specific gravity of one fluid is known, and the specific gravity of the other fluid is to be determined.

Assumptions 1 Densities of liquids are constant. 2 The air pressure in the tank is uniform (i.e., its variation with elevation is negligible due to its low density), and thus the pressure at the air-water interface is the same as the indicated gage pressure.

Properties The specific gravity of one fluid is given to be 13.55. We take the standard density of water to be 1000 kg/m^3 .



Analysis Starting with the pressure of air in the tank, and moving along the tube by adding (as we go down) or subtracting (as we go up) the ρgh terms until we reach the free surface where the oil tube is exposed to the atmosphere, and setting the result equal to P_{atm} give

$$P_{\text{air}} + \rho_1 g h_1 - \rho_2 g h_2 = P_{\text{atm}} \quad \rightarrow \quad P_{\text{air}} - P_{\text{atm}} = SG_2 \rho_w g h_2 - SG_1 \rho_w g h_1$$

Rearranging and solving for SG_2 ,

$$SG_2 = SG_1 \frac{h_1}{h_2} + \frac{P_{\text{air}} - P_{\text{atm}}}{\rho_w g h_2} = 13.55 \frac{0.28 \text{ m}}{0.40 \text{ m}} + \left(\frac{69 - 100 \text{ kPa}}{(1000 \text{ kg/m}^3)(9.81 \text{ m/s}^2)(0.40 \text{ m})} \right) \left(\frac{1000 \text{ kg} \cdot \text{m/s}^2}{1 \text{ kPa} \cdot \text{m}^2} \right) = \mathbf{1.59}$$

Discussion Note that the right fluid column is higher than the left, and this would imply above atmospheric pressure in the pipe for a single-fluid manometer.

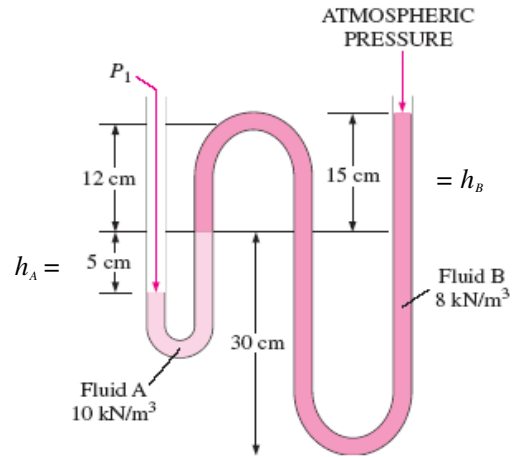
1-73 The pressure indicated by a manometer is to be determined.

Properties The specific weights of fluid A and fluid B are given to be 10 kN/m^3 and 8 kN/m^3 , respectively.

Analysis The absolute pressure P_1 is determined from

$$\begin{aligned} P_1 &= P_{\text{atm}} + (\rho gh)_A + (\rho gh)_B \\ &= P_{\text{atm}} + \gamma_A h_A + \gamma_B h_B \\ &= (758 \text{ mm Hg}) \left(\frac{0.1333 \text{ kPa}}{1 \text{ mm Hg}} \right) \\ &\quad + (10 \text{ kN/m}^3)(0.05 \text{ m}) + (8 \text{ kN/m}^3)(0.15 \text{ m}) \\ &= \mathbf{102.7 \text{ kPa}} \end{aligned}$$

Note that $1 \text{ kPa} = 1 \text{ kN/m}^2$.



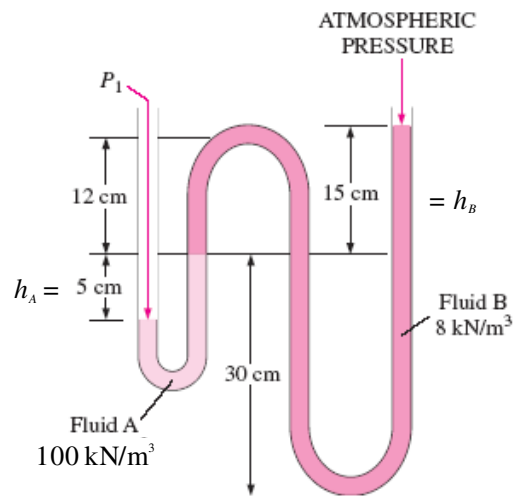
1-74 The pressure indicated by a manometer is to be determined.

Properties The specific weights of fluid A and fluid B are given to be 100 kN/m^3 and 8 kN/m^3 , respectively.

Analysis The absolute pressure P_1 is determined from

$$\begin{aligned} P_1 &= P_{\text{atm}} + (\rho gh)_A + (\rho gh)_B \\ &= P_{\text{atm}} + \gamma_A h_A + \gamma_B h_B \\ &= 90 \text{ kPa} + (100 \text{ kN/m}^3)(0.05 \text{ m}) + (8 \text{ kN/m}^3)(0.15 \text{ m}) \\ &= \mathbf{96.2 \text{ kPa}} \end{aligned}$$

Note that $1 \text{ kPa} = 1 \text{ kN/m}^2$.



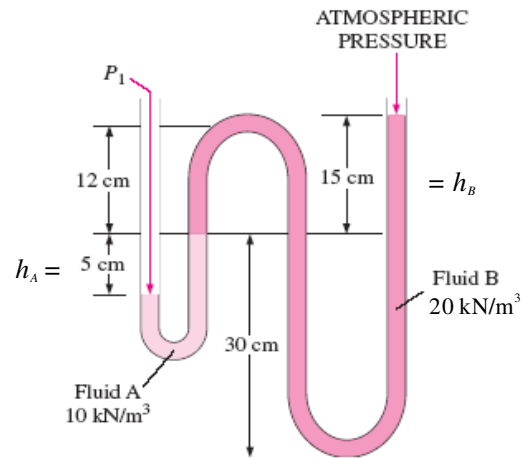
1-75 The pressure indicated by a manometer is to be determined.

Properties The specific weights of fluid A and fluid B are given to be 10 kN/m^3 and 20 kN/m^3 , respectively.

Analysis The absolute pressure P_1 is determined from

$$\begin{aligned} P_1 &= P_{\text{atm}} + (\rho gh)_A + (\rho gh)_B \\ &= P_{\text{atm}} + \gamma_A h_A + \gamma_B h_B \\ &= (720 \text{ mm Hg}) \left(\frac{0.1333 \text{ kPa}}{1 \text{ mm Hg}} \right) \\ &\quad + (10 \text{ kN/m}^3)(0.05 \text{ m}) + (20 \text{ kN/m}^3)(0.15 \text{ m}) \\ &= \mathbf{99.5 \text{ kPa}} \end{aligned}$$

Note that $1 \text{ kPa} = 1 \text{ kN/m}^2$.

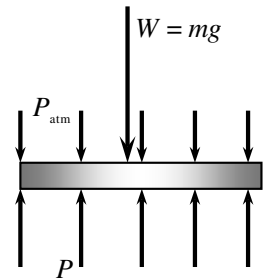


1-76 The hydraulic lift in a car repair shop is to lift cars. The fluid gage pressure that must be maintained in the reservoir is to be determined.

Assumptions The weight of the piston of the lift is negligible.

Analysis Pressure is force per unit area, and thus the gage pressure required is simply the ratio of the weight of the car to the area of the lift,

$$\begin{aligned} P_{\text{gage}} &= \frac{W}{A} = \frac{mg}{\pi D^2 / 4} \\ &= \frac{(2500 \text{ kg})(9.81 \text{ m/s}^2)}{\pi(0.30 \text{ m})^2 / 4} \left(\frac{1 \text{ kN}}{1000 \text{ kg} \cdot \text{m/s}^2} \right) = 347 \text{ kN/m}^2 = \mathbf{347 \text{ kPa}} \end{aligned}$$

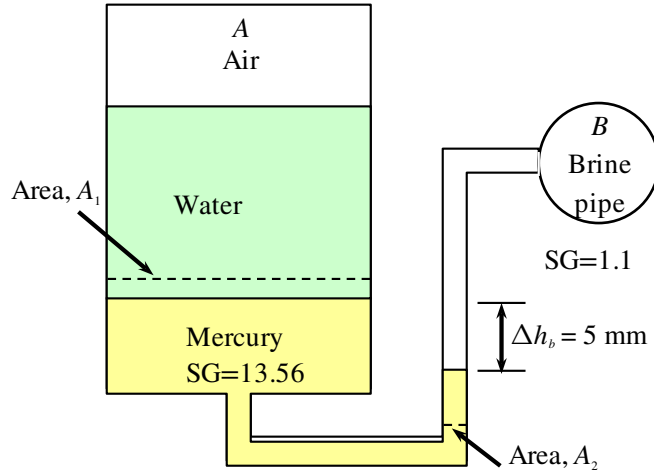


Discussion Note that the pressure level in the reservoir can be reduced by using a piston with a larger area.

1-77 The fluid levels in a multi-fluid U-tube manometer change as a result of a pressure drop in the trapped air space. For a given pressure drop and brine level change, the area ratio is to be determined.

Assumptions **1** All the liquids are incompressible. **2** Pressure in the brine pipe remains constant. **3** The variation of pressure in the trapped air space is negligible.

Properties The specific gravities are given to be 13.56 for mercury and 1.1 for brine. We take the standard density of water to be $\rho_w = 1000 \text{ kg/m}^3$.



Analysis It is clear from the problem statement and the figure that the brine pressure is much higher than the air pressure, and when the air pressure drops by 0.7 kPa, the pressure difference between the brine and the air space increases also by the same amount.

Starting with the air pressure (point A) and moving along the tube by adding (as we go down) or subtracting (as we go up) the ρgh terms until we reach the brine pipe (point B), and setting the result equal to P_B before and after the pressure change of air give

$$\text{Before: } P_{A1} + \rho_w g h_w + \rho_{\text{Hg}} g h_{\text{Hg},1} - \rho_{\text{br}} g h_{\text{br},1} = P_B$$

$$\text{After: } P_{A2} + \rho_w g h_w + \rho_{\text{Hg}} g h_{\text{Hg},2} - \rho_{\text{br}} g h_{\text{br},2} = P_B$$

Subtracting,

$$P_{A2} - P_{A1} + \rho_{\text{Hg}} g \Delta h_{\text{Hg}} - \rho_{\text{br}} g \Delta h_{\text{br}} = 0 \rightarrow \frac{P_{A1} - P_{A2}}{\rho_w g} = SG_{\text{Hg}} \Delta h_{\text{Hg}} - SG_{\text{br}} \Delta h_{\text{br}} = 0 \quad (1)$$

where Δh_{Hg} and Δh_{br} are the changes in the differential mercury and brine column heights, respectively, due to the drop in air pressure. Both of these are positive quantities since as the mercury-brine interface drops, the differential fluid heights for both mercury and brine increase. Noting also that the volume of mercury is constant, we have $A_1 \Delta h_{\text{Hg},\text{left}} = A_2 \Delta h_{\text{Hg},\text{right}}$ and

$$P_{A2} - P_{A1} = -0.7 \text{ kPa} = -700 \text{ N/m}^2 = -700 \text{ kg/m} \cdot \text{s}^2$$

$$\Delta h_{\text{br}} = 0.005 \text{ m}$$

$$\Delta h_{\text{Hg}} = \Delta h_{\text{Hg},\text{right}} + \Delta h_{\text{Hg},\text{left}} = \Delta h_{\text{br}} + \Delta h_{\text{br}} A_2 / A_1 = \Delta h_{\text{br}} (1 + A_2 / A_1)$$

Substituting,

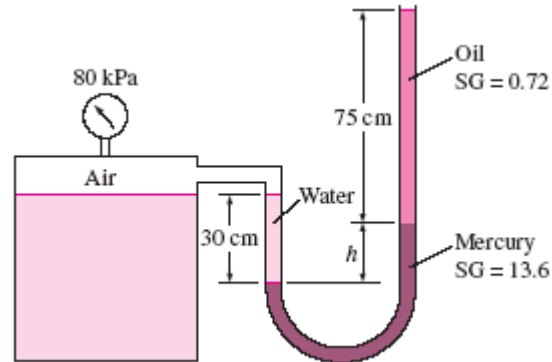
$$\frac{700 \text{ kg/m} \cdot \text{s}^2}{(1000 \text{ kg/m}^3)(9.81 \text{ m/s}^2)} = [13.56 \times 0.005(1 + A_2 / A_1) - (1.1 \times 0.005)] \text{ m}$$

It gives $A_2 / A_1 = \mathbf{0.134}$

1-78 The gage pressure of air in a pressurized water tank is measured simultaneously by both a pressure gage and a manometer. The differential height h of the mercury column is to be determined.

Assumptions The air pressure in the tank is uniform (i.e., its variation with elevation is negligible due to its low density), and thus the pressure at the air-water interface is the same as the indicated gage pressure.

Properties We take the density of water to be $\rho_w = 1000 \text{ kg/m}^3$. The specific gravities of oil and mercury are given to be 0.72 and 13.6, respectively.



Analysis Starting with the pressure of air in the tank (point 1), and moving along the tube by adding (as we go down) or subtracting (as we go up) the ρgh terms until we reach the free surface of oil where the oil tube is exposed to the atmosphere, and setting the result equal to P_{atm} gives

$$P_1 + \rho_w g h_w - \rho_{Hg} g h_{Hg} - \rho_{oil} g h_{oil} = P_{atm}$$

Rearranging

$$P_1 - P_{atm} = \rho_{oil} g h_{oil} + \rho_{Hg} g h_{Hg} - \rho_w g h_w$$

or,

$$\frac{P_{1,gage}}{\rho_w g} = SG_{oil} h_{oil} + SG_{Hg} h_{Hg} - h_w$$

Substituting,

$$\left(\frac{80 \text{ kPa}}{(1000 \text{ kg/m}^3)(9.81 \text{ m/s}^2)} \right) \left(\frac{1000 \text{ kg} \cdot \text{m/s}^2}{1 \text{ kPa} \cdot \text{m}^2} \right) = 0.72 \times (0.75 \text{ m}) + 13.6 \times h_{Hg} - 0.3 \text{ m}$$

Solving for h_{Hg} gives

$$h_{Hg} = \mathbf{0.582 \text{ m}}$$

Therefore, the differential height of the mercury column must be 58.2 cm.

Discussion Double instrumentation like this allows one to verify the measurement of one of the instruments by the measurement of another instrument.

1-79 The gage pressure of air in a pressurized water tank is measured simultaneously by both a pressure gage and a manometer. The differential height h of the mercury column is to be determined.

Assumptions The air pressure in the tank is uniform (i.e., its variation with elevation is negligible due to its low density), and thus the pressure at the air-water interface is the same as the indicated gage pressure.

Properties We take the density of water to be $\rho_w = 1000 \text{ kg/m}^3$. The specific gravities of oil and mercury are given to be 0.72 and 13.6, respectively.

Analysis Starting with the pressure of air in the tank (point 1), and moving along the tube by adding (as we go down) or subtracting (as we go up) the ρgh terms until we reach the free surface of oil where the oil tube is exposed to the atmosphere, and setting the result equal to P_{atm} gives

$$P_1 + \rho_w g h_w - \rho_{\text{Hg}} g h_{\text{Hg}} - \rho_{\text{oil}} g h_{\text{oil}} = P_{\text{atm}}$$

Rearranging

$$P_1 - P_{\text{atm}} = \rho_{\text{oil}} g h_{\text{oil}} + \rho_{\text{Hg}} g h_{\text{Hg}} - \rho_w g h_w$$

or,

$$\frac{P_{1,\text{gage}}}{\rho_w g} = \text{SG}_{\text{oil}} h_{\text{oil}} + \text{SG}_{\text{Hg}} h_{\text{Hg}} - h_w$$

Substituting,

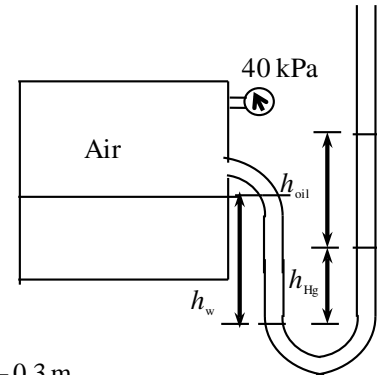
$$\left[\frac{40 \text{ kPa}}{(1000 \text{ kg/m}^3)(9.81 \text{ m/s}^2)} \right] \left(\frac{1000 \text{ kg} \cdot \text{m/s}^2}{1 \text{ kPa} \cdot \text{m}^2} \right) = 0.72 \times (0.75 \text{ m}) + 13.6 \times h_{\text{Hg}} - 0.3 \text{ m}$$

Solving for h_{Hg} gives

$$h_{\text{Hg}} = \mathbf{0.282 \text{ m}}$$


Therefore, the differential height of the mercury column must be 28.2 cm.

Discussion Double instrumentation like this allows one to verify the measurement of one of the instruments by the measurement of another instrument.



Solving Engineering Problems and Equation Solvers

1-80C Despite the convenience and capability the engineering software packages offer, they are still just tools, and they will not replace the traditional engineering courses. They will simply cause a shift in emphasis in the course material from mathematics to physics. They are of great value in engineering practice, however, as engineers today rely on software packages for solving large and complex problems in a short time, and perform optimization studies efficiently.


1-81  Determine a positive real root of the following equation using appropriate software:

$$2x^3 - 10x^{0.5} - 3x = -3$$

Solution by EES Software (Copy the following line and paste on a blank EES screen to verify solution):

$$2*x^3-10*x^{0.5}-3*x = -3$$

Answer: $x = 2.063$ (using an initial guess of $x = 2$)

1-82  Solve the following system of 2 equations with 2 unknowns using appropriate software:

$$x^3 - y^2 = 5.9$$


$$3xy + y = 3.5$$

Solution by EES Software (Copy the following lines and paste on a blank EES screen to verify solution):

$$x^3-y^2=5.9$$

$$3*x*y+y=3.5$$

Answer $x=1.836$ $y=0.5378$

1-83  Solve the following system of 3 equations with 3 unknowns using appropriate software:

$$2x - y + z = 7$$

$$3x^2 + 2y = z + 3$$

$$xy + 2z = 4$$


Solution by EES Software (Copy the following lines and paste on a blank EES screen to verify solution):

$$2*x-y+z=7$$

$$3*x^2+2*y=z+3$$

$$x*y+2*z=4$$

Answer $x=1.609$, $y=-0.9872$, $z=2.794$

1-84  Solve the following system of 3 equations with 3 unknowns using appropriate software:

$$x^2y - z = 1$$

$$x - 3y^{0.5} + xz = -2$$

$$x + y - z = 2$$

Solution by EES Software (Copy the following lines and paste on a blank EES screen to verify solution):

$$x^2*y-z=1$$

$$x-3*y^{0.5}+x*z=-2$$

$$x+y-z=2$$

Answer $x=1, y=1, z=0$

Review Problems

1-85E The thrust developed by the jet engine of a Boeing 777 is given to be 85,000 pounds. This thrust is to be expressed in N and kgf.

Analysis Noting that 1 lbf = 4.448 N and 1 kgf = 9.81 N, the thrust developed can be expressed in two other units as

$$\text{Thrust in N:} \quad \text{Thrust} = (85,000 \text{ lbf}) \left(\frac{4.448 \text{ N}}{1 \text{ lbf}} \right) = \mathbf{3.78 \times 10^5 \text{ N}}$$

$$\text{Thrust in kgf:} \quad \text{Thrust} = (37.8 \times 10^5 \text{ N}) \left(\frac{1 \text{ kgf}}{9.81 \text{ N}} \right) = \mathbf{3.85 \times 10^4 \text{ kgf}}$$

1-86 The gravitational acceleration changes with altitude. Accounting for this variation, the weights of a body at different locations are to be determined.

Analysis The weight of an 80-kg man at various locations is obtained by substituting the altitude z (values in m) into the relation

$$W = mg = (80 \text{ kg})(9.807 - 3.32 \times 10^{-6} z \text{ m/s}^2) \left(\frac{1 \text{ N}}{1 \text{ kg} \cdot \text{m/s}^2} \right)$$

$$\text{Sea level:} \quad (z = 0 \text{ m}): W = 80 \times (9.807 - 3.32 \times 10^{-6} \times 0) = 80 \times 9.807 = \mathbf{784.6 \text{ N}}$$

$$\text{Denver:} \quad (z = 1610 \text{ m}): W = 80 \times (9.807 - 3.32 \times 10^{-6} \times 1610) = 80 \times 9.802 = \mathbf{784.2 \text{ N}}$$

$$\text{Mt. Ev.:} \quad (z = 8848 \text{ m}): W = 80 \times (9.807 - 3.32 \times 10^{-6} \times 8848) = 80 \times 9.778 = \mathbf{782.2 \text{ N}}$$

1-87E A man is considering buying a 12-oz steak for \$5.50, or a 300-g steak for \$5.20. The steak that is a better buy is to be determined.

Assumptions The steaks are of identical quality.

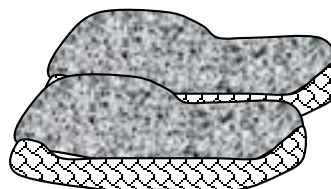
Analysis To make a comparison possible, we need to express the cost of each steak on a common basis. Let us choose 1 kg as the basis for comparison. Using proper conversion factors, the unit cost of each steak is determined to be

12 ounce steak:

$$\text{Unit Cost} = \left(\frac{\$5.50}{12 \text{ oz}} \right) \left(\frac{16 \text{ oz}}{1 \text{ lbm}} \right) \left(\frac{1 \text{ lbm}}{0.45359 \text{ kg}} \right) = \mathbf{\$16.17/\text{kg}}$$

300 gram steak:

$$\text{Unit Cost} = \left(\frac{\$5.20}{300 \text{ g}} \right) \left(\frac{1000 \text{ g}}{1 \text{ kg}} \right) = \mathbf{\$17.33/\text{kg}}$$



Therefore, the steak at the traditional market is a better buy.

1-88E The mass of a substance is given. Its weight is to be determined in various units.

Analysis Applying Newton's second law, the weight is determined in various units to be

$$W = mg = (1 \text{ kg})(9.81 \text{ m/s}^2) \left(\frac{1 \text{ N}}{1 \text{ kg} \cdot \text{m/s}^2} \right) = \mathbf{9.81 \text{ N}}$$

$$W = mg = (1 \text{ kg})(9.81 \text{ m/s}^2) \left(\frac{1 \text{ kN}}{1000 \text{ kg} \cdot \text{m/s}^2} \right) = \mathbf{0.00981 \text{ kN}}$$

$$W = mg = (1 \text{ kg})(9.81 \text{ m/s}^2) = \mathbf{1 \text{ kg} \cdot \text{m/s}^2}$$

$$W = mg = (1 \text{ kg})(9.81 \text{ m/s}^2) \left(\frac{1 \text{ N}}{1 \text{ kg} \cdot \text{m/s}^2} \right) \left(\frac{1 \text{ kgf}}{9.81 \text{ N}} \right) = \mathbf{1 \text{ kgf}}$$

$$W = mg = (1 \text{ kg}) \left(\frac{2.205 \text{ lbm}}{1 \text{ kg}} \right) (32.2 \text{ ft/s}^2) = \mathbf{71 \text{ lbm} \cdot \text{ft/s}^2}$$

$$W = mg = (1 \text{ kg}) \left(\frac{2.205 \text{ lbm}}{1 \text{ kg}} \right) (32.2 \text{ ft/s}^2) \left(\frac{1 \text{ lbf}}{32.2 \text{ lbm} \cdot \text{ft/s}^2} \right) = \mathbf{2.21 \text{ lbf}}$$

1-89E The pressure in a steam boiler is given in kgf/cm^2 . It is to be expressed in psi, kPa, atm, and bars.

Analysis We note that $1 \text{ atm} = 1.03323 \text{ kgf/cm}^2$, $1 \text{ atm} = 14.696 \text{ psi}$, $1 \text{ atm} = 101.325 \text{ kPa}$, and $1 \text{ atm} = 1.01325 \text{ bar}$ (inner cover page of text). Then the desired conversions become:

$$\text{In atm:} \quad P = (92 \text{ kgf/cm}^2) \left(\frac{1 \text{ atm}}{1.03323 \text{ kgf/cm}^2} \right) = \mathbf{89.04 \text{ atm}}$$

$$\text{In psi:} \quad P = (92 \text{ kgf/cm}^2) \left(\frac{1 \text{ atm}}{1.03323 \text{ kgf/cm}^2} \right) \left(\frac{14.696 \text{ psi}}{1 \text{ atm}} \right) = \mathbf{1309 \text{ psi}}$$

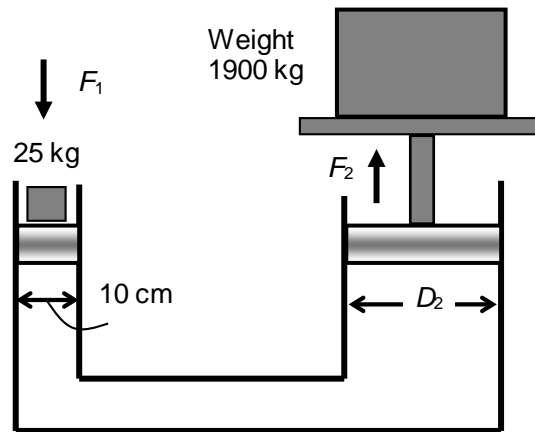
$$\text{In kPa:} \quad P = (92 \text{ kgf/cm}^2) \left(\frac{1 \text{ atm}}{1.03323 \text{ kgf/cm}^2} \right) \left(\frac{101.325 \text{ kPa}}{1 \text{ atm}} \right) = \mathbf{9022 \text{ kPa}}$$

$$\text{In bars:} \quad P = (92 \text{ kgf/cm}^2) \left(\frac{1 \text{ atm}}{1.03323 \text{ kgf/cm}^2} \right) \left(\frac{1.01325 \text{ bar}}{1 \text{ atm}} \right) = \mathbf{90.22 \text{ bar}}$$

Discussion Note that the units atm, kgf/cm^2 , and bar are almost identical to each other.

1-90 A hydraulic lift is used to lift a weight. The diameter of the piston on which the weight to be placed is to be determined.

Assumptions **1** The cylinders of the lift are vertical. **2** There are no leaks. **3** Atmospheric pressure act on both sides, and thus it can be disregarded.



Analysis Noting that pressure is force per unit area, the pressure on the smaller piston is determined from

$$P_1 = \frac{F_1}{A_1} = \frac{m_1 g}{\pi D_1^2 / 4} = \frac{(25 \text{ kg})(9.81 \text{ m/s}^2)}{\pi(0.10 \text{ m})^2 / 4} \left(\frac{1 \text{ kN}}{1000 \text{ kg} \cdot \text{m/s}^2} \right) = 31.23 \text{ kN/m}^2 = 31.23 \text{ kPa}$$

From Pascal's principle, the pressure on the greater piston is equal to that in the smaller piston. Then, the needed diameter is determined from

$$P_1 = P_2 = \frac{F_2}{A_2} = \frac{m_2 g}{\pi D_2^2 / 4} \longrightarrow 31.23 \text{ kN/m}^2 = \frac{(1900 \text{ kg})(9.81 \text{ m/s}^2)}{\pi D_2^2 / 4} \left(\frac{1 \text{ kN}}{1000 \text{ kg} \cdot \text{m/s}^2} \right) \longrightarrow D_2 = \mathbf{0.872 \text{ m}}$$

Discussion Note that large weights can be raised by little effort in hydraulic lift by making use of Pascal's principle.

1-91 The average atmospheric pressure is given as $P_{\text{atm}} = 101.325(1 - 0.02256z)^{5.256}$ where z is the altitude in km. The atmospheric pressures at various locations are to be determined.

Analysis The atmospheric pressures at various locations are obtained by substituting the altitude z values in km into the relation

$$P_{\text{atm}} = 101.325(1 - 0.02256z)^{5.256}$$

Atlanta: ($z = 0.306 \text{ km}$): $P_{\text{atm}} = 101.325(1 - 0.02256 \times 0.306)^{5.256} = \mathbf{97.7 \text{ kPa}}$

Denver: ($z = 1.610 \text{ km}$): $P_{\text{atm}} = 101.325(1 - 0.02256 \times 1.610)^{5.256} = \mathbf{83.4 \text{ kPa}}$

M. City: ($z = 2.309 \text{ km}$): $P_{\text{atm}} = 101.325(1 - 0.02256 \times 2.309)^{5.256} = \mathbf{76.5 \text{ kPa}}$

Mt. Ev.: ($z = 8.848 \text{ km}$): $P_{\text{atm}} = 101.325(1 - 0.02256 \times 8.848)^{5.256} = \mathbf{31.4 \text{ kPa}}$

1-92E Hyperthermia of 5°C is considered fatal. This fatal level temperature change of body temperature is to be expressed in $^{\circ}\text{F}$, K , and R .

Analysis The magnitudes of 1 K and 1°C are identical, so are the magnitudes of 1 R and 1°F . Also, a change of 1 K or 1°C in temperature corresponds to a change of 1.8 R or 1.8°F . Therefore, the fatal level of hypothermia is

- (a) **5 K**
- (b) $5 \times 1.8 = \mathbf{9^{\circ}\text{F}}$
- (c) $5 \times 1.8 = \mathbf{9\text{ R}}$

1-93E The boiling temperature of water decreases by 3°C for each 1000 m rise in altitude. This decrease in temperature is to be expressed in $^{\circ}\text{F}$, K , and R .

Analysis The magnitudes of 1 K and 1°C are identical, so are the magnitudes of 1 R and 1°F . Also, a change of 1 K or 1°C in temperature corresponds to a change of 1.8 R or 1.8°F . Therefore, the decrease in the boiling temperature is

- (a) **3 K** for each 1000 m rise in altitude, and
- (b), (c) $3 \times 1.8 = \mathbf{5.4^{\circ}\text{F}} = \mathbf{5.4\text{ R}}$ for each 1000 m rise in altitude.

1-94E A house is losing heat at a rate of 1800 kJ/h per $^{\circ}\text{C}$ temperature difference between the indoor and the outdoor temperatures. The rate of heat loss is to be expressed per $^{\circ}\text{F}$, K , and R of temperature difference between the indoor and the outdoor temperatures.

Analysis The magnitudes of 1 K and 1°C are identical, so are the magnitudes of 1 R and 1°F . Also, a change of 1 K or 1°C in temperature corresponds to a change of 1.8 R or 1.8°F . Therefore, the rate of heat loss from the house is

- (a) **1800 kJ/h** per K difference in temperature, and
- (b), (c) $1800/1.8 = \mathbf{1000\text{ kJ/h}}$ per R or $^{\circ}\text{F}$ rise in temperature.

1-95E The average body temperature of a person rises by about 2°C during strenuous exercise. This increase in temperature is to be expressed in $^{\circ}\text{F}$, K , and R .

Analysis The magnitudes of 1 K and 1°C are identical, so are the magnitudes of 1 R and 1°F . Also, a change of 1 K or 1°C in temperature corresponds to a change of 1.8 R or 1.8°F . Therefore, the rise in the body temperature during strenuous exercise is

- (a) **2 K**
- (b) $2 \times 1.8 = \mathbf{3.6^{\circ}\text{F}}$
- (c) $2 \times 1.8 = \mathbf{3.6\text{ R}}$

1-96 The average temperature of the atmosphere is expressed as $T_{\text{atm}} = 288.15 - 6.5z$ where z is altitude in km. The temperature outside an airplane cruising at 12,000 m is to be determined.

Analysis Using the relation given, the average temperature of the atmosphere at an altitude of 12,000 m is determined to be

$$\begin{aligned} T_{\text{atm}} &= 288.15 - 6.5z \\ &= 288.15 - 6.5 \times 12 \\ &= \mathbf{210.15 \text{ K} = -63^\circ\text{C}} \end{aligned}$$

Discussion This is the “average” temperature. The actual temperature at different times can be different.

1-97 The pressure of a gas contained in a vertical piston-cylinder device is measured to be 180 kPa. The mass of the piston is to be determined.

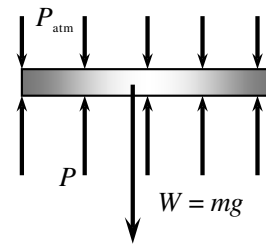
Assumptions There is no friction between the piston and the cylinder.

Analysis Drawing the free body diagram of the piston and balancing the vertical forces yield

$$\begin{aligned} W &= PA - P_{\text{atm}}A \\ mg &= (P - P_{\text{atm}})A \\ (m)(9.81 \text{ m/s}^2) &= (180 - 100 \text{ kPa})(25 \times 10^{-4} \text{ m}^2) \left(\frac{1000 \text{ kg/m} \cdot \text{s}^2}{1 \text{ kPa}} \right) \end{aligned}$$

It yields

$$m = \mathbf{20.4 \text{ kg}}$$



1-98 A vertical piston-cylinder device contains a gas. Some weights are to be placed on the piston to increase the gas pressure. The local atmospheric pressure and the mass of the weights that will double the pressure of the gas are to be determined.

Assumptions Friction between the piston and the cylinder is negligible.

Analysis The gas pressure in the piston-cylinder device initially depends on the local atmospheric pressure and the weight of the piston. Balancing the vertical forces yield

$$P_{\text{atm}} = P - \frac{m_{\text{piston}}g}{A} = 100 \text{ kPa} - \frac{(10 \text{ kg})(9.81 \text{ m/s}^2)}{\pi(0.12 \text{ m}^2)/4} \left(\frac{1 \text{ kN}}{1000 \text{ kg} \cdot \text{m/s}^2} \right)$$

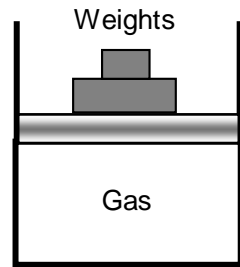
$$= 93.63 \text{ kN/m}^2 \cong \mathbf{93.6 \text{ kPa}}$$

The force balance when the weights are placed is used to determine the mass of the weights

$$P = P_{\text{atm}} + \frac{(m_{\text{piston}} + m_{\text{weights}})g}{A}$$

$$200 \text{ kPa} = 93.63 \text{ kPa} + \frac{(10 \text{ kg} + m_{\text{weights}})(9.81 \text{ m/s}^2)}{\pi(0.12 \text{ m}^2)/4} \left(\frac{1 \text{ kN}}{1000 \text{ kg} \cdot \text{m/s}^2} \right) \longrightarrow m_{\text{weights}} = \mathbf{157 \text{ kg}}$$

A large mass is needed to double the pressure.



1-99 The deflection of the spring of the two-piston cylinder with a spring shown in the figure is to be determined.

Analysis Summing the forces acting on the piston in the vertical direction gives

$$F_s + F_2 + F_3 = F_1$$

$$kx + P_2 A_2 + P_3 (A_1 - A_2) = P_1 A_1$$

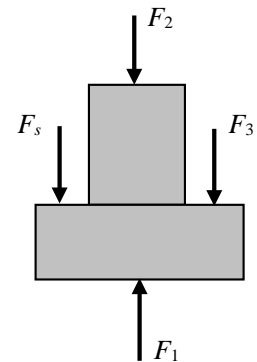
which when solved for the deflection of the spring and substituting $A = \pi D^2 / 4$ gives

$$x = \frac{\pi}{4k} [P_1 D_1^2 - P_2 D_2^2 - P_3 (D_1^2 - D_2^2)]$$

$$= \frac{\pi}{4 \times 800} [5000 \times 0.08^2 - 10,000 \times 0.03^2 - 1000(0.08^2 - 0.03^2)]$$

$$= 0.0172 \text{ m}$$

$$= \mathbf{1.72 \text{ cm}}$$



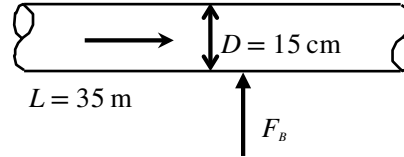
We expressed the spring constant k in kN/m, the pressures in kPa (i.e., kN/m²) and the diameters in m units.

1-100 One section of the duct of an air-conditioning system is laid underwater. The upward force the water will exert on the duct is to be determined.

Assumptions 1 The diameter given is the outer diameter of the duct (or, the thickness of the duct material is negligible).

2 The weight of the duct and the air in is negligible.

Properties The density of air is given to be $\rho = 1.30 \text{ kg/m}^3$. We take the density of water to be 1000 kg/m^3 .



Analysis Noting that the weight of the duct and the air in it is negligible, the net upward force acting on the duct is the buoyancy force exerted by water. The volume of the underground section of the duct is

$$V = AL = (\pi D^2 / 4)L = [\pi(0.15 \text{ m})^2 / 4](35 \text{ m}) = 0.6185 \text{ m}^3$$

Then the buoyancy force becomes

$$F_B = \rho g V = (1000 \text{ kg/m}^3)(9.81 \text{ m/s}^2)(0.6185 \text{ m}^3) \left(\frac{1 \text{ kN}}{1000 \text{ kg} \cdot \text{m/s}^2} \right) = \mathbf{6.07 \text{ kN}}$$

Discussion The upward force exerted by water on the duct is 6.07 kN, which is equivalent to the weight of a mass of 619 kg. Therefore, this force must be treated seriously.

1-101 A helium balloon tied to the ground carries 2 people. The acceleration of the balloon when it is first released is to be determined.

Assumptions The weight of the cage and the ropes of the balloon is negligible.

Properties The density of air is given to be $\rho = 1.16 \text{ kg/m}^3$. The density of helium gas is $1/7^{\text{th}}$ of this.

Analysis The buoyancy force acting on the balloon is

$$V_{\text{balloon}} = 4\pi r^3/3 = 4\pi(6 \text{ m})^3/3 = 904.8 \text{ m}^3$$

$$F_B = \rho_{\text{air}} g V_{\text{balloon}}$$

$$= (1.16 \text{ kg/m}^3)(9.81 \text{ m/s}^2)(904.8 \text{ m}^3) \left(\frac{1 \text{ N}}{1 \text{ kg} \cdot \text{m/s}^2} \right) = 10,296 \text{ N}$$

The total mass is

$$m_{\text{He}} = \rho_{\text{He}} V = \left(\frac{1.16}{7} \text{ kg/m}^3 \right) (904.8 \text{ m}^3) = 149.9 \text{ kg}$$

$$m_{\text{total}} = m_{\text{He}} + m_{\text{people}} = 149.9 + 2 \times 85 = 319.9 \text{ kg}$$

The total weight is

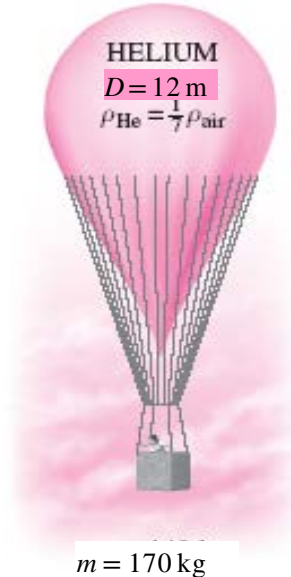
$$W = m_{\text{total}} g = (319.9 \text{ kg})(9.81 \text{ m/s}^2) \left(\frac{1 \text{ N}}{1 \text{ kg} \cdot \text{m/s}^2} \right) = 3138 \text{ N}$$


Thus the net force acting on the balloon is

$$F_{\text{net}} = F_B - W = 10,296 - 3138 = 7157 \text{ N}$$

Then the acceleration becomes

$$a = \frac{F_{\text{net}}}{m_{\text{total}}} = \frac{7157 \text{ N}}{319.9 \text{ kg}} \left(\frac{1 \text{ kg} \cdot \text{m/s}^2}{1 \text{ N}} \right) = \mathbf{22.4 \text{ m/s}^2}$$



1-102  Problem 1-101 is reconsidered. The effect of the number of people carried in the balloon on acceleration is to be investigated. Acceleration is to be plotted against the number of people, and the results are to be discussed.

Analysis The problem is solved using EES, and the solution is given below.

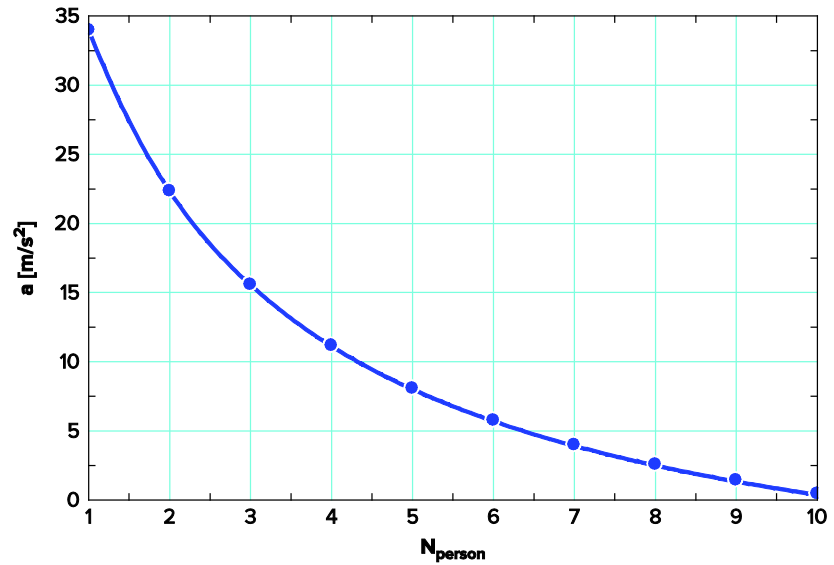
"Given"

D=12 [m]
 N_person=2
 m_person=85 [kg]
 rho_air=1.16 [kg/m³]
 rho_He=rho_air/7

"Analysis"

g=9.81 [m/s²]
 V_ballon=pi*D³/6
 F_B=rho_air*g*V_ballon
 m_He=rho_He*V_ballon
 m_people=N_person*m_person
 m_total=m_He+m_people
 W=m_total*g
 F_net=F_B-W
 a=F_net/m_total

N _{person}	a [m/s ²]
1	34
2	22.36
3	15.61
4	11.2
5	8.096
6	5.79
7	4.01
8	2.595
9	1.443
10	0.4865



1-103 A balloon is filled with helium gas. The maximum amount of load the balloon can carry is to be determined.

Assumptions The weight of the cage and the ropes of the balloon is negligible.

Properties The density of air is given to be $\rho = 1.16 \text{ kg/m}^3$. The density of helium gas is 1/7th of this.

Analysis The buoyancy force acting on the balloon is

$$V_{\text{balloon}} = 4\pi r^3/3 = 4\pi(6 \text{ m})^3/3 = 904.8 \text{ m}^3$$

$$F_B = \rho_{\text{air}} g V_{\text{balloon}}$$

$$= (1.16 \text{ kg/m}^3)(9.81 \text{ m/s}^2)(904.8 \text{ m}^3) \left(\frac{1 \text{ N}}{1 \text{ kg} \cdot \text{m/s}^2} \right) = 10,296 \text{ N}$$

The mass of helium is

$$m_{\text{He}} = \rho_{\text{He}} V = \left(\frac{1.16}{7} \text{ kg/m}^3 \right) (904.8 \text{ m}^3) = 149.9 \text{ kg}$$

In the limiting case, the net force acting on the balloon will be zero. That is, the buoyancy force and the weight will balance each other:

$$W = mg = F_B$$

$$m_{\text{total}} = \frac{F_B}{g} = \frac{10,296 \text{ N}}{9.81 \text{ m/s}^2} = 1050 \text{ kg}$$

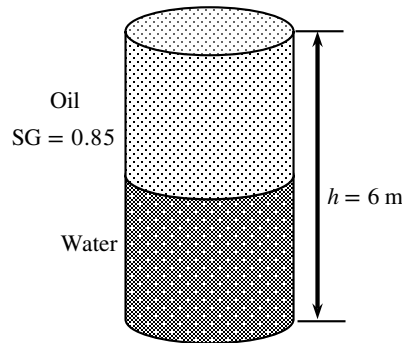
Thus,

$$m_{\text{people}} = m_{\text{total}} - m_{\text{He}} = 1050 - 149.9 = \mathbf{900 \text{ kg}}$$



1-104 A 6-m high cylindrical container is filled with equal volumes of water and oil. The pressure difference between the top and the bottom of the container is to be determined.

Properties The density of water is given to be $\rho = 1000 \text{ kg/m}^3$. The specific gravity of oil is given to be 0.85.



Analysis The density of the oil is obtained by multiplying its specific gravity by the density of water,

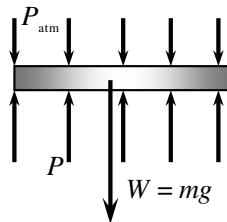
$$\rho = \text{SG} \times \rho_{\text{H}_2\text{O}} = (0.85)(1000 \text{ kg/m}^3) = 850 \text{ kg/m}^3$$

The pressure difference between the top and the bottom of the cylinder is the sum of the pressure differences across the two fluids,

$$\begin{aligned} \Delta P_{\text{total}} &= \Delta P_{\text{oil}} + \Delta P_{\text{water}} = (\rho g h)_{\text{oil}} + (\rho g h)_{\text{water}} \\ &= [(850 \text{ kg/m}^3)(9.81 \text{ m/s}^2)(3 \text{ m}) + (1000 \text{ kg/m}^3)(9.81 \text{ m/s}^2)(3 \text{ m})] \left(\frac{1 \text{ kPa}}{1000 \text{ N/m}^2} \right) \\ &= \mathbf{54.4 \text{ kPa}} \end{aligned}$$

1-105 The gage pressure in a pressure cooker is maintained constant at 100 kPa by a petcock. The mass of the petcock is to be determined.

Assumptions There is no blockage of the pressure release valve.



Analysis Atmospheric pressure is acting on all surfaces of the petcock, which balances itself out. Therefore, it can be disregarded in calculations if we use the gage pressure as the cooker pressure. A force balance on the petcock ($\sum F_y = 0$) yields

$$\begin{aligned} W &= P_{\text{gage}} A \\ m &= \frac{P_{\text{gage}} A}{g} = \frac{(100 \text{ kPa})(4 \times 10^{-6} \text{ m}^2)}{9.81 \text{ m/s}^2} \left(\frac{1000 \text{ kg/m} \cdot \text{s}^2}{1 \text{ kPa}} \right) \\ &= \mathbf{0.0408 \text{ kg}} \end{aligned}$$

PROPRIETARY MATERIAL © 2019 McGraw-Hill Education. Limited distribution permitted only to teachers and educators for course preparation.

If you are a student using this Manual, you are using it without permission.

1-106 An airplane is flying over a city. The local atmospheric pressure in that city is to be determined.

Assumptions The gravitational acceleration does not change with altitude.

Properties The densities of air and mercury are given to be 1.15 kg/m^3 and $13,600 \text{ kg/m}^3$.

Analysis The local atmospheric pressure is determined from

$$\begin{aligned} P_{\text{atm}} &= P_{\text{plane}} + \rho g h \\ &= 45 \text{ kPa} + (0.828 \text{ kg/m}^3)(9.81 \text{ m/s}^2)(6400 \text{ m}) \left(\frac{1 \text{ kN}}{1000 \text{ kg} \cdot \text{m/s}^2} \right) = \mathbf{97.0 \text{ kPa}} \end{aligned}$$

The atmospheric pressure may be expressed in mmHg as

$$h_{\text{Hg}} = \frac{P_{\text{atm}}}{\rho g} = \frac{97.0 \text{ kPa}}{(13,600 \text{ kg/m}^3)(9.81 \text{ m/s}^2)} \left(\frac{1000 \text{ Pa}}{1 \text{ kPa}} \right) \left(\frac{1000 \text{ mm}}{1 \text{ m}} \right) = \mathbf{727 \text{ mmHg}}$$

1-107 A glass tube open to the atmosphere is attached to a water pipe, and the pressure at the bottom of the tube is measured. It is to be determined how high the water will rise in the tube.

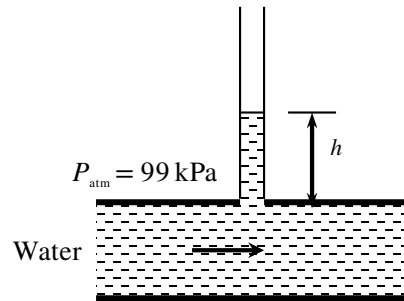
Properties The density of water is given to be $\rho = 1000 \text{ kg/m}^3$.

Analysis The pressure at the bottom of the tube can be expressed as

$$P = P_{\text{atm}} + (\rho g h)_{\text{tube}}$$

Solving for h ,

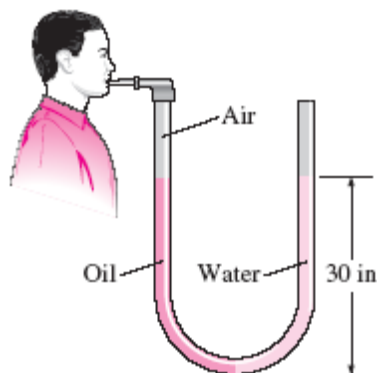
$$\begin{aligned} h &= \frac{P - P_{\text{atm}}}{\rho g} \\ &= \frac{(107 - 99) \text{ kPa}}{(1000 \text{ kg/m}^3)(9.81 \text{ m/s}^2)} \left(\frac{1 \text{ kg} \cdot \text{m/s}^2}{1 \text{ N}} \right) \left(\frac{1000 \text{ N/m}^2}{1 \text{ kPa}} \right) \\ &= \mathbf{0.82 \text{ m}} \end{aligned}$$



1-108E Equal volumes of water and oil are poured into a U-tube from different arms, and the oil side is pressurized until the contact surface of the two fluids moves to the bottom and the liquid levels in both arms become the same. The excess pressure applied on the oil side is to be determined.

Assumptions 1 Both water and oil are incompressible substances. 2 Oil does not mix with water. 3 The cross-sectional area of the U-tube is constant.

Properties The density of oil is given to be $\rho_{oil} = 49.3 \text{ lbm/ft}^3$. We take the density of water to be $\rho_w = 62.4 \text{ lbm/ft}^3$.



Analysis Noting that the pressure of both the water and the oil is the same at the contact surface, the pressure at this surface can be expressed as

$$P_{\text{contact}} = P_{\text{blow}} + \rho_a g h_a = P_{\text{atm}} + \rho_w g h_w$$

Noting that $h_a = h_w$ and rearranging,

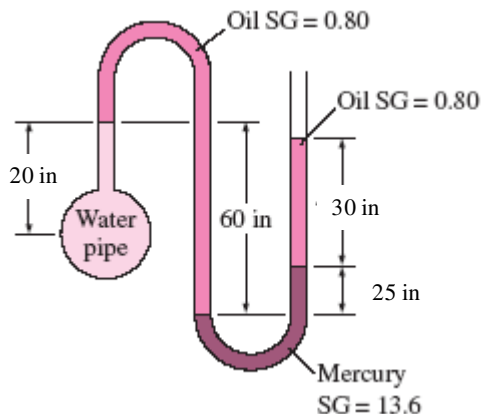
$$\begin{aligned} P_{\text{gage,blow}} &= P_{\text{blow}} - P_{\text{atm}} = (\rho_w - \rho_{oil})gh \\ &= (62.4 - 49.3 \text{ lbm/ft}^3)(32.2 \text{ ft/s}^2)(30/12 \text{ ft}) \left(\frac{1 \text{ lbf}}{32.2 \text{ lbm} \cdot \text{ft/s}^2} \right) \left(\frac{1 \text{ ft}^2}{144 \text{ in}^2} \right) \\ &= \mathbf{0.227 \text{ psi}} \end{aligned}$$

Discussion When the person stops blowing, the oil will rise and some water will flow into the right arm. It can be shown that when the curvature effects of the tube are disregarded, the differential height of water will be 23.7 in to balance 30-in of oil.

1-109E A water pipe is connected to a double-U manometer whose free arm is open to the atmosphere. The absolute pressure at the center of the pipe is to be determined.

Assumptions 1 All the liquids are incompressible. 2 The solubility of the liquids in each other is negligible.

Properties The specific gravities of mercury and oil are given to be 13.6 and 0.80, respectively. We take the density of water to be $\rho_w = 62.4 \text{ lbm/ft}^3$.



Analysis Starting with the pressure at the center of the water pipe, and moving along the tube by adding (as we go down) or subtracting (as we go up) the ρgh terms until we reach the free surface of oil where the oil tube is exposed to the atmosphere, and setting the result equal to P_{atm} gives

$$P_{\text{water pipe}} - \rho_{\text{water}}gh_{\text{water}} + \rho_{\text{oil}}gh_{\text{oil}} - \rho_{\text{Hg}}gh_{\text{Hg}} - \rho_{\text{oil}}gh_{\text{oil}} = P_{\text{atm}}$$

Solving for $P_{\text{water pipe}}$,

$$P_{\text{water pipe}} = P_{\text{atm}} + \rho_{\text{water}}g(h_{\text{water}} - SG_{\text{oil}}h_{\text{oil}} + SG_{\text{Hg}}h_{\text{Hg}} + SG_{\text{oil}}h_{\text{oil}})$$

Substituting,

$$\begin{aligned} P_{\text{water pipe}} &= 14.2 \text{ psia} + (62.4 \text{ lbm/ft}^3)(32.2 \text{ ft/s}^2)[(20/12 \text{ ft}) - 0.8(60/12 \text{ ft}) + 13.6(25/12 \text{ ft}) \\ &\quad + 0.8(30/12 \text{ ft})] \times \left(\frac{1 \text{ lbf}}{32.2 \text{ lbm} \cdot \text{ft/s}^2} \right) \left(\frac{1 \text{ ft}^2}{144 \text{ in}^2} \right) \\ &= \mathbf{26.4 \text{ psia}} \end{aligned}$$

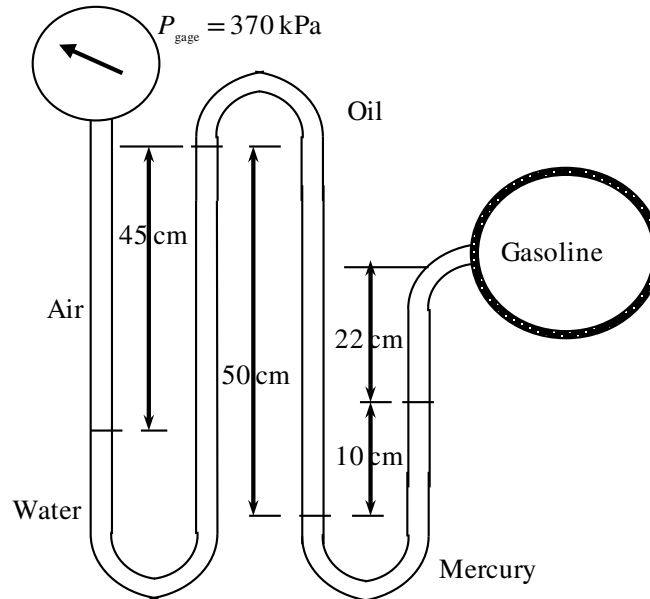
Therefore, the absolute pressure in the water pipe is 26.4 psia.

Discussion Note that jumping horizontally from one tube to the next and realizing that pressure remains the same in the same fluid simplifies the analysis greatly.

1-110 A gasoline line is connected to a pressure gage through a double-U manometer. For a given reading of the pressure gage, the gage pressure of the gasoline line is to be determined.

Assumptions 1 All the liquids are incompressible. 2 The effect of air column on pressure is negligible.

Properties The specific gravities of oil, mercury, and gasoline are given to be 0.79, 13.6, and 0.70, respectively. We take the density of water to be $\rho_w = 1000 \text{ kg/m}^3$.



Analysis Starting with the pressure indicated by the pressure gage and moving along the tube by adding (as we go down) or subtracting (as we go up) the ρgh terms until we reach the gasoline pipe, and setting the result equal to P_{gasoline} gives

$$P_{\text{gage}} - \rho_w g h_w + \rho_{\text{oil}} g h_{\text{oil}} - \rho_{\text{Hg}} g h_{\text{Hg}} - \rho_{\text{gasoline}} g h_{\text{gasoline}} = P_{\text{gasoline}}$$

Rearranging,

$$P_{\text{gasoline}} = P_{\text{gage}} - \rho_w g (h_w - SG_{\text{oil}} h_{\text{oil}} + SG_{\text{Hg}} h_{\text{Hg}} + SG_{\text{gasoline}} h_{\text{gasoline}})$$

Substituting,

$$\begin{aligned} P_{\text{gasoline}} &= 370 \text{ kPa} - (1000 \text{ kg/m}^3)(9.81 \text{ m/s}^2)[(0.45 \text{ m}) - 0.79(0.5 \text{ m}) + 13.6(0.1 \text{ m}) + 0.70(0.22 \text{ m})] \\ &\times \left(\frac{1 \text{ kN}}{1000 \text{ kg} \cdot \text{m/s}^2} \right) \left(\frac{1 \text{ kPa}}{1 \text{ kN/m}^2} \right) \\ &= \mathbf{354.6 \text{ kPa}} \end{aligned}$$

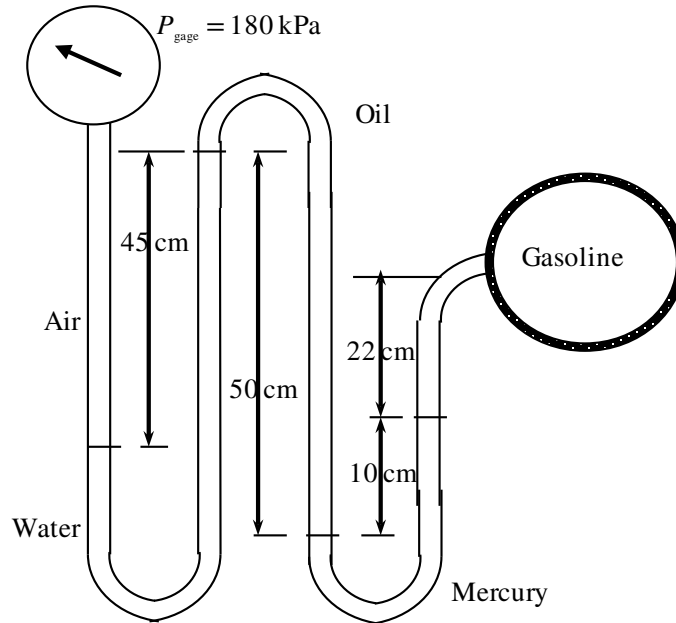
Therefore, the pressure in the gasoline pipe is 15.4 kPa lower than the pressure reading of the pressure gage.

Discussion Note that sometimes the use of specific gravity offers great convenience in the solution of problems that involve several fluids.

1-111 A gasoline line is connected to a pressure gage through a double-U manometer. For a given reading of the pressure gage, the gage pressure of the gasoline line is to be determined.

Assumptions 1 All the liquids are incompressible. 2 The effect of air column on pressure is negligible.

Properties The specific gravities of oil, mercury, and gasoline are given to be 0.79, 13.6, and 0.70, respectively. We take the density of water to be $\rho_w = 1000 \text{ kg/m}^3$.



Analysis Starting with the pressure indicated by the pressure gage and moving along the tube by adding (as we go down) or subtracting (as we go up) the ρgh terms until we reach the gasoline pipe, and setting the result equal to P_{gasoline} gives

$$P_{\text{gage}} - \rho_w g h_w + \rho_{\text{oil}} g h_{\text{oil}} - \rho_{\text{Hg}} g h_{\text{Hg}} - \rho_{\text{gasoline}} g h_{\text{gasoline}} = P_{\text{gasoline}}$$

Rearranging,

$$P_{\text{gasoline}} = P_{\text{gage}} - \rho_w g (h_w - SG_{\text{oil}} h_{\text{oil}} + SG_{\text{Hg}} h_{\text{Hg}} + SG_{\text{gasoline}} h_{\text{gasoline}})$$

Substituting,

$$\begin{aligned} P_{\text{gasoline}} &= 180 \text{ kPa} - (1000 \text{ kg/m}^3)(9.807 \text{ m/s}^2)[(0.45 \text{ m}) - 0.79(0.5 \text{ m}) + 13.6(0.1 \text{ m}) + 0.70(0.22 \text{ m})] \\ &\times \left(\frac{1 \text{ kN}}{1000 \text{ kg} \cdot \text{m/s}^2} \right) \left(\frac{1 \text{ kPa}}{1 \text{ kN/m}^2} \right) \\ &= \mathbf{164.6 \text{ kPa}} \end{aligned}$$

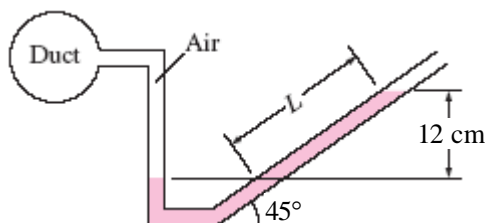
Therefore, the pressure in the gasoline pipe is 15.4 kPa lower than the pressure reading of the pressure gage.

Discussion Note that sometimes the use of specific gravity offers great convenience in the solution of problems that involve several fluids.

1-112 The air pressure in a duct is measured by an inclined manometer. For a given vertical level difference, the gage pressure in the duct and the length of the differential fluid column are to be determined.

Assumptions The manometer fluid is an incompressible substance.

Properties The density of the liquid is given to be $\rho = 0.81 \text{ kg/L} = 810 \text{ kg/m}^3$.




Analysis The gage pressure in the duct is determined from

$$\begin{aligned} P_{\text{gage}} &= P_{\text{abs}} - P_{\text{atm}} = \rho gh \\ &= (810 \text{ kg/m}^3)(9.81 \text{ m/s}^2)(0.12 \text{ m}) \left(\frac{1 \text{ N}}{1 \text{ kg} \cdot \text{m/s}^2} \right) \left(\frac{1 \text{ Pa}}{1 \text{ N/m}^2} \right) \\ &= \mathbf{954 \text{ Pa}} \end{aligned}$$

The length of the differential fluid column is

$$L = h / \sin \theta = (12 \text{ cm}) / \sin 45^\circ = \mathbf{17.0 \text{ cm}}$$

Discussion Note that the length of the differential fluid column is extended considerably by inclining the manometer arm for better readability.

1-113  A pressure transducer is used to measure pressure by generating analogue signals, and it is to be calibrated by measuring both the pressure and the electric current simultaneously for various settings, and the results are tabulated. A calibration curve in the form of $P = aI + b$ is to be obtained, and the pressure corresponding to a signal of 10 mA is to be calculated.

Assumptions Mercury is an incompressible liquid.

Properties The specific gravity of mercury is given to be 13.56, and thus its density is $13,560 \text{ kg/m}^3$.

Analysis For a given differential height, the pressure can be calculated from

$$P = \rho g \Delta h$$

For $\Delta h = 28.0 \text{ mm} = 0.0280 \text{ m}$, for example,

$$P = 13.56(1000 \text{ kg/m}^3)(9.81 \text{ m/s}^2)(0.0280 \text{ m}) \left(\frac{1 \text{ kN}}{1000 \text{ kg} \cdot \text{m/s}^2} \right) \left(\frac{1 \text{ kPa}}{1 \text{ kN/m}^2} \right) = 3.75 \text{ kPa}$$

Repeating the calculations and tabulating, we have

$\Delta h(\text{mm})$	28.0	181.5	297.8	413.1	765.9	1027	1149	1362	1458	1536
$P(\text{kPa})$	3.73	24.14	39.61	54.95	101.9	136.6	152.8	181.2	193.9	204.3
$I(\text{mA})$	4.21	5.78	6.97	8.15	11.76	14.43	15.68	17.86	18.84	19.64

A plot of P versus I is given below. It is clear that the pressure varies linearly with the current, and using EES, the best curve fit is obtained to be

$$P = 13.00I - 51.00 \quad (\text{kPa}) \quad \text{for } 4.21 \leq I \leq 19.64.$$

For $I = 10 \text{ mA}$, for example, we would get

$$P = \mathbf{79.0 \text{ kPa}}$$

EES Code:

"h=28 [mm]"

g=9.807 [m/s^2]

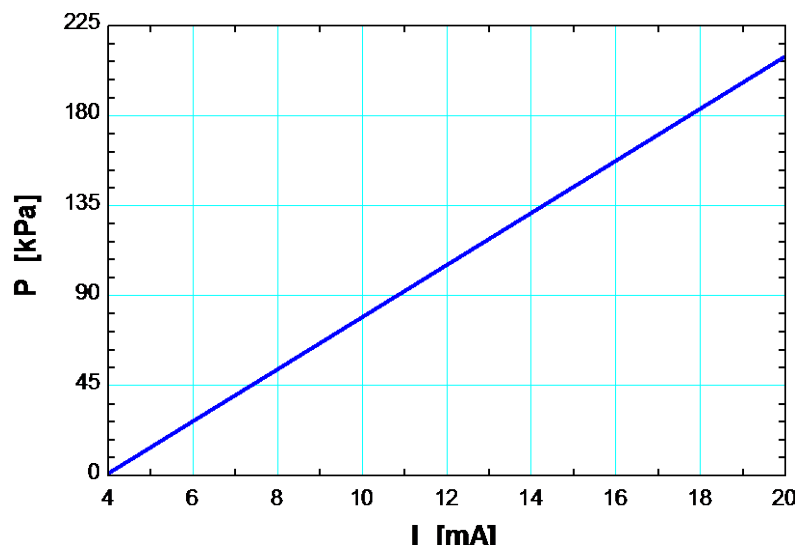
rho=13600 [kg/m^3]

P=rho*g*h*Convert(mm, m)*Convert(Pa, kPa)

I=10 [mA]

P=-5.11386856E+01+1.30352275E+01*I "Obtained by Linear Regression under Tables menu"

"The plot of P versus I is obtained using this linear equation"



Discussion Note that the calibration relation is valid in the specified range of currents or pressures.

PROPRIETARY MATERIAL © 2019 McGraw-Hill Education. Limited distribution permitted only to teachers and educators for course preparation.

If you are a student using this Manual, you are using it without permission.

1-114 The flow of air through a wind turbine is considered. Based on unit considerations, a proportionality relation is to be obtained for the mass flow rate of air through the blades.

Assumptions Wind approaches the turbine blades with a uniform velocity.

Analysis The mass flow rate depends on the air density, average wind velocity, and the cross-sectional area which depends on hose diameter. Also, the unit of mass flow rate \dot{m} is kg/s. Therefore, the independent quantities should be arranged such that we end up with the proper unit. Putting the given information into perspective, we have

$$\dot{m} \text{ [kg/s]} \text{ is a function of } \rho \text{ [kg/m}^3\text{]}, D \text{ [m]}, \text{ and } V \text{ [m/s]}$$

It is obvious that the only way to end up with the unit “kg/s” for mass flow rate is to multiply the quantities ρ and V with the square of D . Therefore, the desired proportionality relation is

$$\dot{m} \text{ is proportional to } \rho D^2 V$$

or

$$\dot{m} = C \rho D^2 V$$

where the constant of proportionality is $C = \pi/4$ so that $\dot{m} = \rho(\pi D^2/4)V$

Discussion Note that the dimensionless constants of proportionality cannot be determined with this approach.

1-115 A relation for the air drag exerted on a car is to be obtained in terms of on the drag coefficient, the air density, the car velocity, and the frontal area of the car.

Analysis The drag force depends on a dimensionless drag coefficient, the air density, the car velocity, and the frontal area. Also, the unit of force F is newton N, which is equivalent to $\text{kg}\cdot\text{m/s}^2$. Therefore, the independent quantities should be arranged such that we end up with the unit $\text{kg}\cdot\text{m/s}^2$ for the drag force. Putting the given information into perspective, we have

$$F_D \text{ [kg}\cdot\text{m/s}^2\text{]} \leftrightarrow C_{\text{drag}} [], A_{\text{front}} \text{ [m}^2\text{]}, \rho \text{ [kg/m}^3\text{]}, \text{ and } V \text{ [m/s]}$$

It is obvious that the only way to end up with the unit “ $\text{kg}\cdot\text{m/s}^2$ ” for drag force is to multiply mass with the square of the velocity and the frontal area, with the drag coefficient serving as the constant of proportionality. Therefore, the desired relation is

$$F_D = C_{\text{drag}} \rho A_{\text{front}} V^2$$

Discussion Note that this approach is not sensitive to dimensionless quantities, and thus a strong reasoning is required.

1-116E An expression for the equivalent wind chill temperature is given in English units. It is to be converted to SI units.

Analysis The required conversion relations are 1 mph = 1.609 km/h and $T(^{\circ}\text{F}) = 1.8T(^{\circ}\text{C}) + 32$. The first thought that comes to mind is to replace $T(^{\circ}\text{F})$ in the equation by its equivalent $1.8T(^{\circ}\text{C}) + 32$, and V in mph by 1.609 km/h, which is the “regular” way of converting units. However, the equation we have is not a regular dimensionally homogeneous equation, and thus the regular rules do not apply. The V in the equation is a constant whose value is equal to the numerical value of the velocity in mph. Therefore, if V is given in km/h, we should divide it by 1.609 to convert it to the desired unit of mph. That is,

$$T_{\text{equiv}}(^{\circ}\text{F}) = 91.4 - [91.4 - T_{\text{ambient}}(^{\circ}\text{F})][0.475 - 0.0203(V / 1.609) + 0.304\sqrt{V / 1.609}]$$

or

$$T_{\text{equiv}}(^{\circ}\text{F}) = 91.4 - [91.4 - T_{\text{ambient}}(^{\circ}\text{F})][0.475 - 0.0126V + 0.240\sqrt{V}]$$

where V is in km/h. Now the problem reduces to converting a temperature in $^{\circ}\text{F}$ to a temperature in $^{\circ}\text{C}$, using the proper convection relation:

$$1.8T_{\text{equiv}}(^{\circ}\text{C}) + 32 = 91.4 - [91.4 - (1.8T_{\text{ambient}}(^{\circ}\text{C}) + 32)][0.475 - 0.0126V + 0.240\sqrt{V}]$$

which simplifies to

$$T_{\text{equiv}}(^{\circ}\text{C}) = 33.0 - (33.0 - T_{\text{ambient}})(0.475 - 0.0126V + 0.240\sqrt{V})$$

where the ambient air temperature is in $^{\circ}\text{C}$.



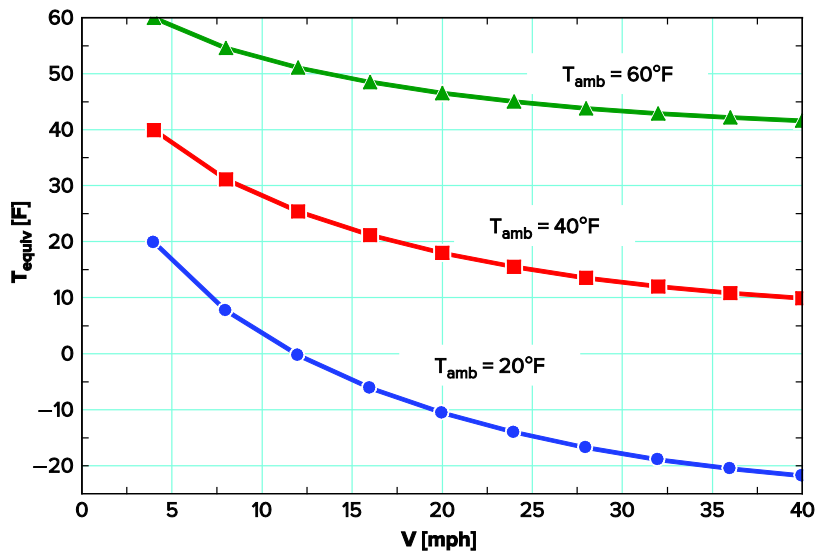
1-117E Problem 1-116E is reconsidered. The equivalent wind-chill temperatures in $^{\circ}\text{F}$ as a function of wind velocity in the range of 4 mph to 40 mph for the ambient temperatures of 20, 40, and 60 $^{\circ}\text{F}$ are to be plotted, and the results are to be discussed.

Analysis The problem is solved using EES, and the solution is given below.

```
T_ambient=60 [F]
V=20 [mph]
T_equiv=91.4-(91.4-T_ambient)*(0.475 - 0.0203*V + 0.304*sqrt(V))
```

V [mph]	T _{equiv} [F]
4	59.94
8	54.59
12	51.07
16	48.5
20	46.54
24	45.02
28	43.82
32	42.88
36	42.16
40	41.61

The table is for $T_{\text{ambient}} = 60^{\circ}\text{F}$



Fundamentals of Engineering (FE) Exam Problems

1-118 During a heating process, the temperature of an object rises by 10°C . This temperature rise is equivalent to a temperature rise of

- (a) 10°F (b) 42°F (c) 18 K (d) 18 R (e) 283 K

Answer (d) 18 R

Solution Solved by EES Software. Solutions can be verified by copying-and-pasting the following lines on a blank EES screen. (Similar problems and their solutions can be obtained easily by modifying numerical values).

```
T_inC=10 [C]
T_inR=T_inC*1.8
T_inR_alt=T_inC*Convert(C, R) "using EES unit conversion function"
```

"Some Wrong Solutions with Common Mistakes:"

```
W1_TinF=T_inC "F, setting C and F equal to each other"
W2_TinF=T_inC*1.8+32 "F, converting to F "
W3_TinK=1.8*T_inC "K, wrong conversion from C to K"
W4_TinK=T_inC+273 "K, converting to K"
```

1-119 An apple loses 3.6 kJ of heat as it cools per $^{\circ}\text{C}$ drop in its temperature. The amount of heat loss from the apple per $^{\circ}\text{F}$ drop in its temperature is

- (a) 0.5 kJ (b) 1.8 kJ (c) 2.0 kJ (d) 3.6 kJ (e) 6.5 kJ

Answer (c) 2.0 kJ

Solution Solved by EES Software. Solutions can be verified by copying-and-pasting the following lines on a blank EES screen. (Similar problems and their solutions can be obtained easily by modifying numerical values).

```
Q_perC=3.6 [kJ/C]
Q_perF=Q_perC/1.8
Q_perF_alt=Q_perC*Convert(kJ/C, kJ/F) "using EES unit conversion factor"
```

"Some Wrong Solutions with Common Mistakes:"

```
W1_Q=Q_perC*1.8 "multiplying instead of dividing"
W2_Q=Q_perC "setting them equal to each other"
```


1-120 At sea level, the weight of 1 kg mass in SI units is 9.81 N. The weight of 1 lbf mass in English units is

- (a) 1 lbf (b) 9.81 lbf (c) 32.2 lbf (d) 0.1 lbf (e) 0.031 lbf

Answer (a) 1 lbf

Solution Solved by EES Software. Solutions can be verified by copying-and-pasting the following lines on a blank EES screen. (Similar problems and their solutions can be obtained easily by modifying numerical values).

```
m=1 [lbm]
g=32.2 [ft/s^2]
W=m*g*Convert(lbm-ft/s^2, lbf)
```

"Some Wrong Solutions with Common Mistakes:"

```
g_SI=9.81 [m/s^2]
W1_W= m*g_SI "Using wrong conversion"
W2_W= m*g "Using wrong conversion"
W3_W= m/g_SI "Using wrong conversion"
W4_W= m/g "Using wrong conversion"
```

1-121 Consider a fish swimming 5 m below the free surface of water. The increase in the pressure exerted on the fish when it dives to a depth of 25 m below the free surface is

- (a) 196 Pa (b) 5400 Pa (c) 30,000 Pa (d) 196,000 Pa (e) 294,000 Pa

Answer (d) 196,000 Pa

Solution Solved by EES Software. Solutions can be verified by copying-and-pasting the following lines on a blank EES screen. (Similar problems and their solutions can be obtained easily by modifying numerical values).

```
z1=5 [m]
z2=25 [m]
rho=1000 [kg/m^3]
g=9.81 [m/s^2]
DELTA P=rho*g*(z2-z1)
```

"Some Wrong Solutions with Common Mistakes:"

```
W1_P=rho*g*(z2-z1)/1000 "dividing by 1000"
W2_P=rho*g*(z1+z2) "adding depts instead of subtracting"
W3_P=rho*(z1+z2) "not using g"
W4_P=rho*g*(0+z2) "ignoring z1"
```

1-122 The atmospheric pressures at the top and the bottom of a building are read by a barometer to be 96.0 and 98.0 kPa. If the density of air is 1.0 kg/m^3 , the height of the building is

- (a) 17 m (b) 20 m (c) 170 m (d) 204 m (e) 252 m

Answer (d) 204 m

Solution Solved by EES Software. Solutions can be verified by copying-and-pasting the following lines on a blank EES screen. (Similar problems and their solutions can be obtained easily by modifying numerical values).

```
P1=96.0 [kPa]
P2=98.0 [kPa]
rho=1.0 [kg/m^3]
g=9.81 [m/s^2]
DELTAP=P2-P1
DELTAP=rho*g*h*Convert(Pa,kPa)
```

"Some Wrong Solutions with Common Mistakes:"

```
DELTAP=rho*W1_h/1000 "not using g"
DELTAP=g*W2_h/1000 "not using rho"
P2=rho*g*W3_h/1000 "ignoring P1"
P1=rho*g*W4_h/1000 "ignoring P2"
```

1-123 Consider a 2.5-m deep swimming pool. The pressure difference between the top and bottom of the pool is

- (a) 2.5 kPa (b) 12.0 kPa (c) 19.6 kPa (d) 24.5 kPa (e) 250 kPa

Answer (d) 24.5 kPa

Solution Solved by EES Software. Solutions can be verified by copying-and-pasting the following lines on a blank EES screen. (Similar problems and their solutions can be obtained easily by modifying numerical values).

```
z2=2.5 [m]
z1=0 [m]
rho=1000 [kg/m^3]
g=9.81 [m/s^2]
DELTAP=rho*g*(z2-z1)*Convert(Pa, kPa)
```

"Some Wrong Solutions with Common Mistakes:"

```
W1_P=rho*(z1+z2)/1000 "not using g"
W2_P=rho*g*(z2-z1)/2000 "taking half of z"
W3_P=rho*g*(z2-z1) "not dividing by 1000"
```

1-124, 1-125 Design and Essay Problems